

Shareholding Pattern under Regulation 31 of SEBI (Listing Obligations and Disclosure Requirements) Regulations, 2015

1.	Name of Listed Entity: Sadbhav Engineering Limited
2.	Scrip Code/Name of Scrip/Class of Security: 532710
3.	Share Holding Pattern Filed under: Reg. 31(1)(a)/Reg. 31(1)(b)/Reg.31(1)(c)
	a. If under 31(1)(b) then indicate the report for Quarter ending- 31.12.2016
	b. If under 31(1)(c) then indicate date of allotment/extinguishment
4.	Declaration: The Listed entity is required to submit the following declaration to the extent of submission of information:-

	Particulars	Yes*	No*
1	Whether the Listed Entity has issued any partly paid up shares?		No
2	Whether the Listed Entity has issued any Convertible Securities or Warrants?		No
3	Whether the Listed Entity has any shares against which depository receipts are issued?		No
4	Whether the Listed Entity has any shares in locked-in?	Yes	
5	Whether any shares held by promoters are pledge or otherwise encumbered?	Yes	

* If the Listed Entity selects the option 'No' for the questions above, the columns for the partly paid up shares, Outstanding Convertible Securities/Warrants, depository receipts, locked-in shares, No of shares pledged or otherwise encumbered by promoters, as applicable, shall not be displayed at the time of dissemination on the Stock Exchange website. Also wherever there is 'No' declared by Listed Entity in above table the values will be considered as 'Zero' by default on submission of the format of holding of specified securities.





Sadbhav Engineering Limited

Table I - Summary Statement holding of specified securities

Category	Category of shareholder	Nos. of shareholders	No. of fully paid up equity shares held	No. of Partly paid-up equity shares held	No. of shares underlying Depository Receipts	Total nos. shares held	Shareholding as a % of total no. of shares (calculated as per SCRR, 1957)	Number of Voting Rights held in each class of securities			No. of Shares assuming full conversion of convertible securities (including share capital)	Number of Locked in shares		Number of Shares pledged or otherwise encumbered		Number of equity shares held in dematerialised form		
								No of Voting Rights				Total as a % of (A+B+C)	No. (a)	As a % of total Shares held(b)	No. (a)		As a % of total Shares held(b)	
								Class eg: X	Class eg: Y	Total								
(I)	(II)	(III)	(IV)	(V)	(VI)	(VII) = (IV)+(V)+(VI)	(VIII) As a % of (A+B+C2)	(IX)			(X)	(XI) = (VII)+(X) As a % of (A+B+C2)	(XII)		(XIII)	(XIV)		
(A)	Promoter & Promoter Group	14	80234880	0	0	80234880	46.7649	80234880	0	80234880	46.7649	0	46.7649	8000000	9.9707	26829286	33.438400	80234880
(B)	Public	12228	91335920	0	0	91335920	53.2351	91335920	0	91335920	53.2351	0	53.2351	0	0.0000	NA	NA	91335355
(C)	Non Promoter - Non Public			0	0				0			0		0.0000	NA	NA		
(C1)	Shares Underlying DRs	0	0	0	0	0	0.0000	0	0	0	0.0000	0	0.0000	0	0.0000	NA	NA	0
(C2)	Shares Held By Employee Trust	0	0	0	0	0	0.0000	0	0	0	0.0000	0	0.0000	0	0.0000	NA	NA	0
	Total	12242	171570800	0	0	171570800	100.0000	171570800	0	171570800	100.0000	0	100.0000	8000000	4.6627	26829286	15.637400	171570235


T. Kumar S.



Sadbhav Engineering Limited

Table II - Statement showing shareholding pattern of the Promoter and Promoter Group


Category & Name of the shareholders	PAN	No. of shares held	No. of fully paid up equity shares	Partly paid-up equity shares held	No. of shares held	Total nos. Shares held	Shareholding % calculated as per SCRR, 1957 As a % of (A+B+C2)	Number of Voting Rights held in each class of securities			No. of Shares outstanding and convertible securities (including share capital)	Shareholding %, as assuming conversion of convertible securities (as a percentage of diluted share capital)	Number of Locked in shares		Number of Shares pledged or otherwise encumbered		Number of equity shares held in dematerialised form	
								No of Voting Rights		Total as a % of (A+B+C)			No. (a)	As a % of total Shares held(b)	No. (a)	As a % of total Shares held(b)		
								Class eg: X	Class eg: Y									Total
(I)	(II)	(III)	(IV)	(V)	(VI)	(VII) = (IV)+(V)+ (VI)	(VIII) As a % of (A+B+C2)	(IX)			(X)	(XI) = (VII)+(X) As a % of (A+B+C2)	(XII)		(XIII)		(XIV)	
1 Indian																		
(a) Individuals / Hindu Undivided Family		12	59695765	0	0	59695765	34.7937	59695765	0	59695765	34.7937	0	34.7937	8000000	13.4013	10284011	17.2274	59695765
Patel Vishnubhai Mafatal	AEHPP8757L	1	28124920	0	0	28124920	16.3926	28124920	0	28124920	16.3926	0	16.3926	5600000	19.9112	6695581	23.8066	28124920
Patel Shantaben V	ABGPP7486A	1	14715375	0	0	14715375	8.5769	14715375	0	14715375	8.5769	0	8.5769	0	0.0000	0	0.0000	14715375
Shashin Vishnubhai Patel	AFRPP6274P	1	5499720	0	0	5499720	3.2055	5499720	0	5499720	3.2055	0	3.2055	0	0.0000	0	0.0000	5499720
Vikram Rasiklal Patel	ACHPP0255D	1	4608750	0	0	4608750	2.6862	4608750	0	4608750	2.6862	0	2.6862	1200000	26.0374	1621630	35.1859	4608750
Vasistha Patel	AATPP3517C	1	3202150	0	0	3202150	1.8664	3202150	0	3202150	1.8664	0	1.8664	1200000	37.4748	1966800	61.4212	3202150
Alpa Dharmin Patel	ABYPP7961Q	1	675500	0	0	675500	0.3937	675500	0	675500	0.3937	0	0.3937	0	0.0000	0	0.0000	675500
Bhavna Vikramkumar Patel	ADGPP8496G	1	675500	0	0	675500	0.3937	675500	0	675500	0.3937	0	0.3937	0	0.0000	0	0.0000	675500
Patel Rajeshreeben Vishnubhai	ACMPP1895J	1	675500	0	0	675500	0.3937	675500	0	675500	0.3937	0	0.3937	0	0.0000	0	0.0000	675500
Patel Rekhaben Vishnubhai	ACKPP7022P	1	675500	0	0	675500	0.3937	675500	0	675500	0.3937	0	0.3937	0	0.0000	0	0.0000	675500
Patel Truptiben Vishnubhai	ABHPP4048F	1	675500	0	0	675500	0.3937	675500	0	675500	0.3937	0	0.3937	0	0.0000	0	0.0000	675500
Vipul Harishchandra Patel	IAEQPP9920C	1	166850	0	0	166850	0.0972	166850	0	166850	0.0972	0	0.0972	0	0.0000	0	0.0000	166850
Patel Girishbhai Nandubhai	ABEPP8969L	1	500	0	0	500	0.0003	500	0	500	0.0003	0	0.0003	0	0.0000	0	0.0000	500
(b) Central Government / State Government(s)		0	0	0	0	0	0.0000	0	0	0	0.0000	0	0.0000	0	0.0000	0	0.0000	0
(c) Financial Institutions / Banks		0	0	0	0	0	0.0000	0	0	0	0.0000	0	0.0000	0	0.0000	0	0.0000	0
(d) Any Other (Specify)		2	20539115	0	0	20539115	11.9712	20539115	0	20539115	11.9712	0	11.9712	0	0.0000	16545275	80.5550	20539115
Promoter Trust		1	3993840	0	0	3993840	2.3278	3993840	0	3993840	2.3278	0	2.3278	0	0.0000	0	0.0000	3993840
Santokba Trust	IAACTS2065B	1	3993840	0	0	3993840	2.3278	3993840	0	3993840	2.3278	0	2.3278	0	0.0000	0	0.0000	3993840
Bodies Corporate		1	16545275	0	0	16545275	9.6434	16545275	0	16545275	9.6434	0	9.6434	0	0.0000	16545275	100.0000	16545275
Sadbhav Finstock Private Limited	AACCS1036R	1	16545275	0	0	16545275	9.6434	16545275	0	16545275	9.6434	0	9.6434	0	0.0000	16545275	100.0000	16545275
Sub Total (A)(1)		14	80234880	0	0	80234880	46.7649	80234880	0	80234880	46.7649	0	46.7649	8000000	9.9707	26829286	33.4384	80234880
2 Foreign																		
(a) Individuals (Non-Resident Individuals / Foreign Individuals)		0	0	0	0	0	0.0000	0	0	0	0.0000	0	0.0000	0	0.0000	0	0.0000	0
(b) Government		0	0	0	0	0	0.0000	0	0	0	0.0000	0	0.0000	0	0.0000	0	0.0000	0
(c) Institutions		0	0	0	0	0	0.0000	0	0	0	0.0000	0	0.0000	0	0.0000	0	0.0000	0
(d) Foreign Portfolio Investor		0	0	0	0	0	0.0000	0	0	0	0.0000	0	0.0000	0	0.0000	0	0.0000	0
(e) Any Other (Specify)		0	0	0	0	0	0.0000	0	0	0	0.0000	0	0.0000	0	0.0000	0	0.0000	0
Sub Total (A)(2)		0	0	0	0	0	0.0000	0	0	0	0.0000	0	0.0000	0	0.0000	0	0.0000	0
Total Shareholding Of Promoter And Promoter Group (A)= (A)(1)+(A)(2)		14	80234880	0	0	80234880	46.7649	80234880	0	80234880	46.7649	0	46.7649	8000000	9.9707	26829286	33.4384	80234880



Sadbhav Engineering Limited

Table III - Statement showing shareholding pattern of the Public shareholder

Category & Name of the shareholders	PAN	Nos. of shareholders	No. of fully paid up equity shares held	Partly paid-up equity shares held	No. of shares underlying Depository Receipts	Total nos. shares held	Shareholding % calculated as per SCRR, 1957 As a % of (A+B+C2)	Number of Voting Rights held in each class of securities			No. of Shares	Shareholding, as a % assuming full conversion of convertible securities (as a percentage of diluted share capital)	Number of Locked in shares		Number of Shares pledged or otherwise		Number of equity shares held in dematerialised form		
								No of Voting Rights		Total as a % of (A+B+C)			No. (a)	As a % of total Shares held (b)	No. (a)	As a % of total Shares held (b)			
								Class eg: X	Class eg: Y										
(I)	(II)	(III)	(IV)	(V)	(VI)	(VII) = (IV)+(V)+(VI)	(VIII) As a % of (A+B+C2)	(IX)			(X)	(XI) = (VII)+(X) As a % of (A+B+C2)	(XII)	(XIII)	(XIV)				
1	Institutions																		
(a)	Mutual Fund		70	44770978	0	0	44770978	26.0948	44770978	0	44770978	26.0948	0	26.0948	0	0.0000	NA	NA	44770978
	ICICI Prudential Value Discovery Fund	AAAAI0038F		9206830	0	0	9206830	5.3662	9206830	0	9206830	5.3662	0	5.3662	0	0.0000	NA	NA	9206830
	Hdfc Trustee Company Ltd - A/C Hdfc Mid - Cap opportunities Fund	AAATH1809A		4547434	0	0	4547434	2.6505	4547434	0	4547434	2.6505	0	2.6505	0	0.0000	NA	NA	4547434
	Hdfc Trustee Company Limited - Hdfc Tax Saverfund	AAATH1809A		3914010	0	0	3914010	2.2813	3914010	0	3914010	2.2813	0	2.2813	0	0.0000	NA	NA	3914010
	Tata Balanced Fund	AAATTO570A		2500000	0	0	2500000	1.4571	2500000	0	2500000	1.4571	0	1.4571	0	0.0000	NA	NA	2500000
	Sbi Blue Chip Fund	AAATTS6407Q		1978832	0	0	1978832	1.1534	1978832	0	1978832	1.1534	0	1.1534	0	0.0000	NA	NA	1978832
	Sbi Magnum Midcap Fund	AAATTS6407Q		1824090	0	0	1824090	1.0632	1824090	0	1824090	1.0632	0	1.0632	0	0.0000	NA	NA	1824090
	Hdfc Trustee Company Limited A/C Hdfc Balanced Fund	AAATH1809A		1750000	0	0	1750000	1.0200	1750000	0	1750000	1.0200	0	1.0200	0	0.0000	NA	NA	1750000
(b)	Venture Capital Funds		0	0	0	0	0	0.0000	0	0	0	0.0000	0	0.0000	0	0.0000	NA	NA	0
(c)	Alternate Investment Funds		0	0	0	0	0	0.0000	0	0	0	0.0000	0	0.0000	0	0.0000	NA	NA	0
(d)	Foreign Venture Capital Investors		0	0	0	0	0	0.0000	0	0	0	0.0000	0	0.0000	0	0.0000	NA	NA	0
(e)	Foreign Portfolio Investor		99	28964027	0	0	28964027	16.8817	28964027	0	28964027	16.8817	0	16.8817	0	0.0000	NA	NA	28964027
	Nomura India Investment Fund Mother Fund	AAAAAN3240L		5248879	0	0	5248879	3.0593	5248879	0	5248879	3.0593	0	3.0593	0	0.0000	NA	NA	5248879
	Abu Dhabi Investment Authority - Behave	AAACA4380N		2952184	0	0	2952184	1.7207	2952184	0	2952184	1.7207	0	1.7207	0	0.0000	NA	NA	2952184
	Government Pension Fund Global	AAACCN1454E		2610651	0	0	2610651	1.5216	2610651	0	2610651	1.5216	0	1.5216	0	0.0000	NA	NA	2610651
	Eastspring Investments India Infrastructure Equity Open Limited	AAAECP0236A		2169711	0	0	2169711	1.2646	2169711	0	2169711	1.2646	0	1.2646	0	0.0000	NA	NA	2169711
	India Midcap (Mauritius) Ltd.	AAAC2898H		1895188	0	0	1895188	1.1046	1895188	0	1895188	1.1046	0	1.1046	0	0.0000	NA	NA	1895188
(f)	Financial Institutions / Banks		5	40496	0	0	40496	0.0236	40496	0	40496	0.0236	0	0.0236	0	0.0000	NA	NA	40496
(g)	Insurance Companies		0	0	0	0	0	0.0000	0	0	0	0.0000	0	0.0000	0	0.0000	NA	NA	0
(h)	Provident Funds/ Pension Funds		0	0	0	0	0	0.0000	0	0	0	0.0000	0	0.0000	0	0.0000	NA	NA	0
(i)	Any Other (Specify)		0	0	0	0	0	0.0000	0	0	0	0.0000	0	0.0000	0	0.0000	NA	NA	0
	Sub Total (B)(1)		174	73775501	0	0	73775501	43.0000	73775501	0	73775501	43.0000	0	43.0000	0	0.0000	NA	NA	73775501
2	Central Government/ State Government(s)/ President of India																		
	Sub Total (B)(2)		0	0	0	0	0	0.0000	0	0	0	0.0000	0	0.0000	0	0.0000	NA	NA	0
3	Non-Institutions																		
(a)	Individuals			0	0														
	Individual shareholders holding nominal share capital up to Rs. 2 lakhs.		1097																
			5	3349990	0	0	3349990	1.9525	3349990	0	3349990	1.9525	0	1.9525	0	0.0000	NA	NA	3349425



	ii. Individual shareholders holding nominal share capital in excess of Rs. 2 lakhs.																	
(b)	NBFCs registered with RBI	0	0	0	0	0	0	0	0	0	0	0	0	0	0	0	0	0
(c)	Employee Trusts	0	0	0	0	0	0	0	0	0	0	0	0	0	0	0	0	0
(d)	Overseas Depositories(holding DRs) (balancing figure)	0	0	0	0	0	0	0	0	0	0	0	0	0	0	0	0	0
(e)	Any Other (Specify)	1079	14210429	0	0	14210429	8.2825	14210429	0	14210429	8.2825	0	8.2825	0	0.0000	NA	NA	14210429
	Independent Directors & their Relatives	3	20840	0	0	20840	0.0121	20840	0	20840	0.0121	0	0.0121	0	0.0000	NA	NA	20840
	Hindu Undivided Family	307	196397	0	0	196397	0.1145	196397	0	196397	0.1145	0	0.1145	0	0.0000	NA	NA	196397
	Non Resident Indians (Non Repat)	106	374867	0	0	374867	0.2185	374867	0	374867	0.2185	0	0.2185	0	0.0000	NA	NA	374867
	Non Resident Indians (Repat)	287	131140	0	0	131140	0.0764	131140	0	131140	0.0764	0	0.0764	0	0.0000	NA	NA	131140
	Clearing Member	111	143564	0	0	143564	0.0837	143564	0	143564	0.0837	0	0.0837	0	0.0000	NA	NA	143564
	Bodies Corporate	265	13343621	0	0	13343621	7.7773	13343621	0	13343621	7.7773	0	7.7773	0	0.0000	NA	NA	13343621
	icici Prudential Life Insurance Company Ltd		AAACI7351P			8389822	4.8900	8389822	0	8389822	4.8900	0	4.8900	0	0.0000	NA	NA	8389822
	Sub Total (B)(3)	1205	17560419	0	0	17560419	10.2351	17560419	0	17560419	10.2351	0	10.2351	0	0.0000	NA	NA	17559854
	Total Public Shareholding (B)= (B)(1)+(B)(2)+(B)(3)	1222																
		8	91335920	0	0	91335920	53.2351	91335920	0	91335920	53.2351	0	53.2351	0	0.0000	NA	NA	91335355

Details of the shareholders acting as persons in Concert including their Shareholding (No. and %):

No. of shareholders	No. of Shares
NITIN R PATEL	101

Details of Shares which remain unclaimed may be given hear along with details such as number of shareholders, outstanding shares held in demat/unclaimed suspense account, voting rights which are frozen etc.


No. of shareholders	No. of Shares
3	1050

(1) PAN would not be displayed on website of Stock Exchange(s).

(2) The above format needs to disclose name of all holders holding more than 1% of total number of shares

(3) W.r.t. the information pertaining to Depository Receipts, the same may be disclosed in the respective columns to the extent information available and the balance to be disclosed as held by custodian.

T. Kumar Shetty





Details of Shares which remain unclaimed may be given here along with details such as number of shareholders, outstanding shares held in demat/unclaimed suspense account, voting rights which are frozen etc.

Note :

(1) PAN would not be displayed on website of Stock Exchange(s)

(2) The term 'Encumbrance' has the same meaning as assigned under regulation 28(3) of SEBI (Substantial Acquisition of Shares and Takeovers) Regulations, 2011.


 

Sadbhav Engineering Limited

Table IV - Statement showing shareholding pattern of the Non Promoter- Non Public shareholder

	Category & Name of the shareholders	PAN	Nos. of shareholders	No. of fully paid up equity shares held	Partly paid up equity shares held	No. of unlisted Depository Receipts	Total shares held	Shareholding % calculated as per SCRR, 1957 As a % of (A+B+C2)	Number of Voting Rights held in each class of securities			No. of Shares	Shareholding, as a % assuming full conversion of convertible securities (as a percentage of diluted share capital) (including Warrants)	Number of Locked in shares		Number of Shares pledged or otherwise		Number of equity shares held in dematerialised form	
									No of Voting Rights					Total as a % of (A+B+C)	No. (a)	As a % of total Shares held(b)	No. (a)		As a % of total Shares held(b)
									Class eg: X	Class eg: Y	Total								
	(i)	(ii)	(iii)	(iv)	(v)	(vi)	(vii) = (iv) + (v) + (vi)	(viii) As a % of (A+B+C2)	(ix)			(x)	(xi) = (vii)+(x) As a % of (A+B+C2)	(xii)	(xiii)		(xiv)		
1	Custodian/DR Holder		0	0	0	0	0	0.0000	0	0	0	0.0000	0	0.0000	0	0.0000	NA	NA	0
2	Employee Benefit Trust (under SEBI (Share based Employee Benefit) Regulations, 2014)		0	0	0	0	0	0.0000	0	0	0	0.0000	0	0.0000	0	0.0000	NA	NA	0
	Total Non-Promoter- Non Public Shareholding (C)= (C)(1)+(C)(2)		0	0	0	0	0	0.0000	0	0	0	0.0000	0	0.0000	0	0.0000	NA	NA	0

J. Girish S.



Note :

(1) PAN would not be displayed on website of Stock Exchange(s).

(2) The above format needs to disclose name of all holders holding more than 1% of total number of shares

(3) W.r.t. the information pertaining to Depository Receipts, the same may be disclosed in the respective columns to the extent information available and the balance to be

Thomas S...

