


**Shareholding Pattern under Regulation 31 of SEBI (Listing Obligations and Disclosure Requirements) Regulations, 2015**

1	Name of Listed Entity: <b>Sadbhav Engineering Limited</b>
2	Scrip Code/Name of Scrip/Class of Security: <b>532710</b>
3	Share Holding Pattern Filed under: <b>Reg. 31(1)(a)/Reg. 31(1)(b)/Reg.31(1)(c)</b>
a.	If under 31(1)(b) then indicate the report for Quarter ending-31-03-2016
b.	If under 31(1)(c) then indicate date of allotment/extinguishment
4	Declaration: The Listed entity is required to submit the following declaration to the extent of submission of information:-

Particulars	Yes*	No*
1 Whether the Listed Entity has issued any partly paid up shares?		No
2 Whether the Listed Entity has issued any Convertible Securities or Warrants?		No
3 Whether the Listed Entity has any shares against which depository receipts are issued?		No
4 Whether the Listed Entity has any shares in locked-in?	Yes	
5 Whether any shares held by promoters are pledge or otherwise encumbered?	Yes	



\* If the Listed Entity selects the option 'No' for the questions above, the columns for the partly paid up shares, Outstanding Convertible Securities/Warrants, depository receipts, locked-in shares, No of shares pledged or otherwise encumbered by promoters, as applicable, shall not be displayed at the time of dissemination on the Stock Exchange website. Also wherever there is 'No' declared by Listed Entity in above table the values will be considered as 'Zero' by default on submission of the format of holding of specified securities.

*Thom Shul*



**Sadbhav Engineering Limited**
**Table I - Summary Statement holding of specified securities**

Category	Category of shareholder	Number of shareholders	No. of fully paid up equity shares held	No. of Partly paid-up equity shares held	No. of shares underlying Depository Receipts	Total nos. shares held	Shareholding as a % of total no. of shares (calculated as per SCRR, 1957)	Number of Voting Rights held in each class of securities			No. of Shares Underlying Outstanding convertible securities (including Warrants)	Shareholding, as a % assuming full conversion of convertible securities (as a percentage of diluted share capital)	Number of Locked in shares		Number of Shares pledged or otherwise encumbered		Number of equity shares held in dematerialised form	
								No of Voting Rights					Total as a % of (A+B+C)	No. (a)	As a % of total Shares held(b)	No. (a)		As a % of total Shares held(b)
								Class eg: X	Class eg: y	Total								
(I)	(II)	(III)	(IV)	(V)	(VI)	(VII) = (IV)+(V)+ (VI)	(VIII)As a % of (A+B+C2)	(IX)			(X)	(XI)= (VII)+(X) As a % of (A+B+C2)	(XII)	(XIII)	(XIV)			
(A)	Promoter & Promoter Group	17	80909880	0	0	80909880	47.1685	80909880	0	80909880	47.1685	0	47.1685	8000000	9.8875	27196549	33.6133	80909880
(B)	Public	11820	90623920	0	0	90623920	52.8315	90623920	0	90623920	52.8315	0	52.8315	0	0.0000	NA	NA	90623275
(C)	Non Promoter - Non Public					0			0			0		0.0000	NA	NA		
(C1)	Shares Underlying DRs	0	0	0	0	0	0.0000	0	0	0	0.0000	0	0.0000	0	0.0000	NA	NA	0
(C2)	Shares Held By Employee Trust	0	0	0	0	0	0.0000	0	0	0	0.0000	0	0.0000	0	0.0000	NA	NA	0
	<b>Total</b>	<b>11837</b>	<b>171533800</b>	<b>0</b>	<b>0</b>	<b>171533800</b>	<b>100.0000</b>	<b>0</b>	<b>0</b>	<b>0</b>	<b>100.0000</b>	<b>0</b>	<b>100.0000</b>	<b>8000000</b>	<b>4.6638</b>	<b>27196549</b>	<b>15.8549</b>	<b>171533155</b>

**Sadbhav Engineering Limited**

**Table II - Statement showing shareholding pattern of the Promoter and Promoter Group**

Category & Name of the shareholders	PAN	Nos. of shareholders	No. of fully paid up equity shares held	Partly paid-up equity shares held	No. of shares underlying Depository Receipts	Total nos. shares held	Shareholding % calculated as per SCRR, 1957 As a % of (A+B+C2)	Number of Voting Rights held in each class of securities			No. of Shares Underlying Outstanding convertible securities (including Warrants)	Shareholding, as a % assuming full conversion of convertible securities (as a percentage of diluted share capital)	Number of Locked in shares		Number of Shares pledged or otherwise encumbered		Number of equity shares held in dematerialised form		
								No of Voting Rights		Total as a % of (A+B+C)			No. (a)	As a % of total Shares held(b)	No. (a)	As a % of total Shares held(b)			
								Class eg: X	Class eg: y									Total	
(I)	(II)	(III)	(IV)	(V)	(VI)	(VII) = (IV)+(V)+(VI)	(VIII) As a % of (A+B+C2)	(IX)			(X)	(XI) = (VII)+(X) As a % of (A+B+C2)	(XII)	(XIII)		(XIV)			
<b>1 Indian</b>																			
<b>(a) Individuals / Hindu Undivided Family</b>			<b>15</b>	<b>60370765</b>	<b>0</b>	<b>0</b>	<b>60370765</b>	<b>35.1947</b>	<b>60370765</b>	<b>0</b>	<b>60370765</b>	<b>35.1947</b>	<b>0</b>	<b>35.1947</b>	<b>8000000</b>	<b>13.2514</b>	<b>10651274</b>	<b>17.6431</b>	<b>60370765</b>
Patel Vishnubhai Mafatlal	AEHPP8757L	3	23543220	0	0	23543220	13.7251	23543220	0	23543220	13.7251	0	13.7251	5600000	23.7860	7667304	32.5669	23543220	
Patel Shantaben V	ABGPP7486A	1	14715375	0	0	14715375	8.5787	14715375	0	14715375	8.5787	0	8.5787	0	0.0000	0	0.0000	14715375	
Shashin Vishnubhai Patel	AFRPP6274P	1	5499720	0	0	5499720	3.2062	5499720	0	5499720	3.2062	0	3.2062	0	0.0000	0	0.0000	5499720	
Vikram Rasiklal Patel	ACHPP0255D	1	4608750	0	0	4608750	2.6868	4608750	0	4608750	2.6868	0	2.6868	1200000	26.0374	1332485	28.9121	4608750	
Vishnubhai Mafatlal Patel	AABHP8777J	1	4581700	0	0	4581700	2.6710	4581700	0	4581700	2.6710	0	2.6710	0	0.0000	0	0.0000	4581700	
Vasistha Patel	AATPP3517C	1	3202150	0	0	3202150	1.8668	3202150	0	3202150	1.8668	0	1.8668	1200000	37.4748	1651485	51.5743	3202150	
Alpa Dharmin Patel	ABYPP7961Q	1	675500	0	0	675500	0.3938	675500	0	675500	0.3938	0	0.3938	0	0.0000	0	0.0000	675500	
Bhavna Vikramkumar Patel	ADGPP8496G	1	675500	0	0	675500	0.3938	675500	0	675500	0.3938	0	0.3938	0	0.0000	0	0.0000	675500	
Patel Girishbhai Nandubhai	ABEPP8969L	1	675500	0	0	675500	0.3938	675500	0	675500	0.3938	0	0.3938	0	0.0000	0	0.0000	675500	
Patel Rajeshreeben Vishnubhai	ACMPP1895J	1	675500	0	0	675500	0.3938	675500	0	675500	0.3938	0	0.3938	0	0.0000	0	0.0000	675500	
Patel Rekhaben Vishnubhai	ACKPP7022P	1	675500	0	0	675500	0.3938	675500	0	675500	0.3938	0	0.3938	0	0.0000	0	0.0000	675500	
Patel Truptiben Vishnubhai	ABHPP4048F	1	675500	0	0	675500	0.3938	675500	0	675500	0.3938	0	0.3938	0	0.0000	0	0.0000	675500	
Vipul Harishchandra Patel	AEQPP9920C	1	166850	0	0	166850	0.0973	166850	0	166850	0.0973	0	0.0973	0	0.0000	0	0.0000	166850	
<b>(b) Central Government / State Government(s)</b>		<b>0</b>	<b>0</b>	<b>0</b>	<b>0</b>	<b>0</b>	<b>0.0000</b>	<b>0</b>	<b>0</b>	<b>0</b>	<b>0.0000</b>	<b>0</b>	<b>0.0000</b>	<b>0</b>	<b>0.0000</b>	<b>0</b>	<b>0.0000</b>	<b>0</b>	
<b>(c) Financial Institutions / Banks</b>		<b>0</b>	<b>0</b>	<b>0</b>	<b>0</b>	<b>0</b>	<b>0.0000</b>	<b>0</b>	<b>0</b>	<b>0</b>	<b>0.0000</b>	<b>0</b>	<b>0.0000</b>	<b>0</b>	<b>0.0000</b>	<b>0</b>	<b>0.0000</b>	<b>0</b>	
<b>(d) Any Other (Specify)</b>		<b>2</b>	<b>20539115</b>	<b>0</b>	<b>0</b>	<b>20539115</b>	<b>11.9738</b>	<b>20539115</b>	<b>0</b>	<b>20539115</b>	<b>11.9738</b>	<b>0</b>	<b>11.9738</b>	<b>0</b>	<b>0.0000</b>	<b>16545275</b>	<b>80.5550</b>	<b>20539115</b>	
<b>Promoter Trust</b>		<b>1</b>	<b>3993840</b>	<b>0</b>	<b>0</b>	<b>3993840</b>	<b>2.3283</b>	<b>3993840</b>	<b>0</b>	<b>3993840</b>	<b>2.3283</b>	<b>0</b>	<b>2.3283</b>	<b>0</b>	<b>0.0000</b>	<b>0</b>	<b>0.0000</b>	<b>3993840</b>	
Santokba Trust	AACT2065B	1	3993840	0	0	3993840	2.3283	3993840	0	3993840	2.3283	0	2.3283	0	0.0000	0	0.0000	3993840	
<b>Bodies Corporate</b>		<b>1</b>	<b>16545275</b>	<b>0</b>	<b>0</b>	<b>16545275</b>	<b>9.6455</b>	<b>16545275</b>	<b>0</b>	<b>16545275</b>	<b>9.6455</b>	<b>0</b>	<b>9.6455</b>	<b>0</b>	<b>0.0000</b>	<b>16545275</b>	<b>100.0000</b>	<b>16545275</b>	
Sadbhav Finstock Private Limited	AACCS1036R	1	16545275	0	0	16545275	9.6455	16545275	0	16545275	9.6455	0	9.6455	0	0.0000	16545275	100.0000	16545275	
<b>Sub Total (A)(1)</b>		<b>17</b>	<b>80909880</b>	<b>0</b>	<b>0</b>	<b>80909880</b>	<b>47.1685</b>	<b>80909880</b>	<b>0</b>	<b>80909880</b>	<b>47.1685</b>	<b>0</b>	<b>47.1685</b>	<b>8000000</b>	<b>9.8875</b>	<b>27196549</b>	<b>33.6134</b>	<b>80909880</b>	

*Thomas Shukla*

2	Foreign																		
(a)	Individuals (Non-Resident Individuals / Foreign Individuals)	0	0	0	0	0	0.0000	0	0	0	0.0000	0	0.0000	0	0.0000	0	0.0000	0	
(b)	Government	0	0	0	0	0	0.0000	0	0	0	0.0000	0	0.0000	0	0.0000	0	0.0000	0	
(c)	Institutions	0	0	0	0	0	0.0000	0	0	0	0.0000	0	0.0000	0	0.0000	0	0.0000	0	
(d)	Foreign Portfolio Investor	0	0	0	0	0	0.0000	0	0	0	0.0000	0	0.0000	0	0.0000	0	0.0000	0	
(e)	Any Other (Specify)	0	0	0	0	0	0.0000	0	0	0	0.0000	0	0.0000	0	0.0000	0	0.0000	0	
	Sub Total (A)(2)	0	0	0	0	0	0.0000	0	0	0	0.0000	0	0.0000	0	0.0000	0	0.0000	0	
	Total Shareholding Of Promoter And Promoter Group (A)= (A)(1)+(A)(2)	17	80909880	0	0	80909880	47.1685	80909880	0	80909880	47.1685	0	47.1685	8000000	9.8875	27196549	33.6134	80909880	


Details of Shares which remain unclaimed may be given hear along with details such as number of shareholders, outstanding shares held in demat/unclaimed suspense account, voting rights which are frozen etc.

Note:

(1) PAN would not be displayed on website of Stock Exchange(s)

(2) The term 'Encumbrance' has the same meaning as assigned under regulation 28(3) of SEBI (Substantial Acquisition of Shares and Takeovers) Regulations, 2011.

Thomas Shel...




**Sadbhav Engineering Limited**

**Table III - Statement showing shareholding pattern of the Public shareholder**

Category & Name of the shareholders	PAN	Nos. of shareholders	No. of fully paid up equity shares held	Partly paid-up equity shares held	No. of shares underlying Depository Receipts	Total nos. shares held	Shareholding % calculated as per SCRR, 1957 As a % of (A+B+C2)	Number of Voting Rights held in each class of securities			No. of Shares Outstanding including convertible securities (including Warrants)	Shareholding % assuming full conversion of convertible securities (as a percentage of diluted share capital)	Number of Locked in shares		Number of Shares pledged or otherwise		Number of equity shares held in dematerialised form	
								No of Voting Rights					Total as a % of (A+B+C)	No. (a)	As a % of total Shares held(b)	No. (a)		As a % of total Shares held(b)
								Class eg: X	Class eg: Y	Total								
(I)	(II)	(III)	(IV)	(V)	(VI)	(VII) = (IV)+(V)+(VI)	(VIII) As a % of (A+B+C2)	(IX)			(X)	(XI) = (VII)+(X) As a % of (A+B+C2)	(XII)		(XIII)		(XIV)	
<b>1 Institutions</b>																		
<b>(a) Mutual Fund</b>		<b>80</b>	<b>46184589</b>	<b>0</b>	<b>0</b>	<b>46184589</b>	<b>26.9245</b>	<b>46184589</b>	<b>0</b>	<b>46184589</b>	<b>26.9245</b>	<b>0</b>	<b>26.9245</b>	<b>0</b>	<b>0.0000</b>	<b>NA</b>	<b>NA</b>	<b>46184589</b>
Icici Prudential Value Discovery Fund	AAAAI0038F		9206830	0	0	9206830	5.3674	9206830	0	9206830	5.3674	0	5.3674	0	0.0000	NA	NA	9206830
Hdfc Trustee Company Ltd - A/C Hdfc Mid - Capopportunities Fund	AAATH1809A		4472434	0	0	4472434	2.6073	4472434	0	4472434	2.6073	0	2.6073	0	0.0000	NA	NA	4472434
Hdfc Trustee Company Limited - Hdfc Tax Saverfund	AAATH1809A		3914010	0	0	3914010	2.2818	3914010	0	3914010	2.2818	0	2.2818	0	0.0000	NA	NA	3914010
Tata Balanced Fund	AAAT0570A		2500000	0	0	2500000	1.4574	2500000	0	2500000	1.4574	0	1.4574	0	0.0000	NA	NA	2500000
Hdfc Trustee Company Limited- Hdfc Equity Fund	AAATH1809A		2003000	0	0	2003000	1.1677	2003000	0	2003000	1.1677	0	1.1677	0	0.0000	NA	NA	2003000
Hdfc Trustee Company Limited - Hdfc Infrastructure Fund	AAATH1809A		1982165	0	0	1982165	1.1556	1982165	0	1982165	1.1556	0	1.1556	0	0.0000	NA	NA	1982165
Dsp Blackrock Small And Mid Cap Fund	AAAJD0430B		1849815	0	0	1849815	1.0784	1849815	0	1849815	1.0784	0	1.0784	0	0.0000	NA	NA	1849815
Hdfc Trustee Company Limited A/C Hdfc Balanced Fund	AAATH1809A		1750000	0	0	1750000	1.0202	1750000	0	1750000	1.0202	0	1.0202	0	0.0000	NA	NA	1750000
<b>(b) Venture Capital Funds</b>		<b>0</b>	<b>0</b>	<b>0</b>	<b>0</b>	<b>0</b>	<b>0.0000</b>	<b>0</b>	<b>0</b>	<b>0</b>	<b>0.0000</b>	<b>0</b>	<b>0.0000</b>	<b>0</b>	<b>0.0000</b>	<b>NA</b>	<b>NA</b>	<b>0</b>

*Thomas Shel...*



(c)	Alternate Investment Funds		0	0	0	0	0	0.0000	0	0	0	0.0000	0	0.0000	0	0.0000	NA	NA	0
	Foreign Venture Capital																		
(d)	Investors		0	0	0	0	0	0.0000	0	0	0	0.0000	0	0.0000	0	0.0000	NA	NA	0
(e)	Foreign Portfolio Investor		92	25665457	0	0	25665457	14.9623	25665457	0	25665457	14.9623	0	14.9623	0	0.0000	NA	NA	25665457
	Nomura India Investment Fund Mother Fund	AAAAAN3240L		5350822	0	0	5350822	3.1194	5350822	0	5350822	3.1194	0	3.1194	0	0.0000	NA	NA	5350822
	Abu Dhabi Investment Authority - Behave	AAACA4380N		2452038	0	0	2452038	1.4295	2452038	0	2452038	1.4295	0	1.4295	0	0.0000	NA	NA	2452038
	Eastspring Investments India Infrastructure Equity Open Limited	AAECP0236A		2169711	0	0	2169711	1.2649	2169711	0	2169711	1.2649	0	1.2649	0	0.0000	NA	NA	2169711
	Kotak Mahindra (Uk) Ltd A/C India Midcap (Mauritius) Ltd	AACCI2898H		2004050	0	0	2004050	1.1683	2004050	0	2004050	1.1683	0	1.1683	0	0.0000	NA	NA	2004050
(f)	Financial Institutions / Banks		5	32266	0	0	32266	0.0188	32266	0	32266	0.0188	0	0.0188	0	0.0000	NA	NA	32266
(g)	Insurance Companies		0	0	0	0	0	0.0000	0	0	0	0.0000	0	0.0000	0	0.0000	NA	NA	0
(h)	Provident Funds/ Pension Funds		0	0	0	0	0	0.0000	0	0	0	0.0000	0	0.0000	0	0.0000	NA	NA	0
(i)	Any Other (Specify)		0	0	0	0	0	0.0000	0	0	0	0.0000	0	0.0000	0	0.0000	NA	NA	0
	Sub Total (B)(1)		177	71882312	0	0	71882312	41.9056	71882312	0	71882312	41.9056	0	41.9056	0	0.0000	NA	NA	71882312
	Central Government/ State Government(s)/ President of India																		
	Sub Total (B)(2)		0	0	0	0	0	0.0000	0	0	0	0.0000	0	0.0000	0	0.0000	NA	NA	0
3	Non-Institutions																		
(a)	Individuals			0	0														
	i. Individual shareholders holding nominal share capital up to Rs. 2 lakhs.		10591	3485567	0	0	3485567	2.0320	3485567	0	3485567	2.0320	0	2.0320	0	0.0000	NA	NA	3484922
	ii. Individual shareholders holding nominal share capital in excess of Rs. 2 lakhs.		0	0	0	0	0	0.0000	0	0	0	0.0000	0	0.0000	0	0.0000	NA	NA	0
(b)	NBFCs registered with RBI		0	0	0	0	0	0.0000	0	0	0	0.0000	0	0.0000	0	0.0000	NA	NA	0
(c)	Employee Trusts		0	0	0	0	0	0.0000	0	0	0	0.0000	0	0.0000	0	0.0000	NA	NA	0
	Overseas Depositories(holding DRs) (balancing figure)		0	0	0	0	0	0.0000	0	0	0	0.0000	0	0.0000	0	0.0000	NA	NA	0
(e)	Any Other (Specify)		1052	15256041	0	0	15256041	8.8939	15256041	0	15256041	8.8939	0	8.8939	0	0.0000	NA	NA	15256041
	Trusts		1	3000	0	0	3000	0.0017	3000	0	3000	0.0017	0	0.0017	0	0.0000	NA	NA	3000
	Independent Directors and their Relatives		3	20840	0	0	20840	0.0121	20840	0	20840	0.0121	0	0.0121	0	0.0000	NA	NA	20840
	Hindu Undivided Family		333	253384	0	0	253384	0.1477	253384	0	253384	0.1477	0	0.1477	0	0.0000	NA	NA	253384
	Non Resident Indians (Non Repat)		89	368664	0	0	368664	0.2149	368664	0	368664	0.2149	0	0.2149	0	0.0000	NA	NA	368664
	Non Resident Indians (Repat)		240	120472	0	0	120472	0.0702	120472	0	120472	0.0702	0	0.0702	0	0.0000	NA	NA	120472
	Clearing Member		133	127794	0	0	127794	0.0745	127794	0	127794	0.0745	0	0.0745	0	0.0000	NA	NA	127794
	Bodies Corporate		253	14361887	0	0	14361887	8.3726	14361887	0	14361887	8.3726	0	8.3726	0	0.0000	NA	NA	14361887
	Icici Prudential Life Insurance Company Ltd	AAACI7351P		7963028	0	0	7963028	4.6423	7963028	0	7963028	4.6423	0	4.6423	0	0.0000	NA	NA	7963028
	Sub Total (B)(3)		11643	18741608	0	0	18741608	10.9259	18741608	0	18741608	10.9259	0	10.9259	0	0.0000	NA	NA	18740963
	Total Public Shareholding (B)= (B)(1)+(B)(2)+(B)(3)		11820	90623920	0	0	90623920	52.8315	90623920	0	90623920	52.8315	0	52.8315	0	0.0000	NA	NA	90623275



Details of the shareholders acting as persons in Concert including their Shareholding (No. and %):

Sr. No	Name of Shareholder	Category	No. of shares Held	% of shareholding
1	Nitin R. Patel	Executive Director	101	0.00

Details of Shares which remain unclaimed may be given here along with details such as number of shareholders, outstanding shares held in demat/unclaimed suspense account, voting rights which are frozen etc.

No. of shareholders	No. of Shares
3	1050


Note:

(1) PAN would not be displayed on website of Stock Exchange(s).

(2) The above format needs to be disclosed along with the name of following persons: Institutions/Non Institutions holding more than 1% of total number of shares

(3) W.r.t. the information pertaining to Depository Receipts, the same may be disclosed in the respective columns to the extent information available and the balance to be disclosed as held by custodian.

*Thomas Shukla*



**Sadbhav Engineering Limited**

**Table IV - Statement showing shareholding pattern of the Non Promoter- Non Public shareholder**

Category & Name of the shareholders	PAN	Nos. of shareholders	No. of fully paid up equity shares held	Partly paid-up equity shares held	No. of shares underlying Depository Receipts	Total nos. shares held	Shareholding % calculated as per SCRR, 1957 As a % of (A+B+C2)	Number of Voting Rights held in each class of securities			No. of Shares Underlying Outstanding convertible securities (including Warrants)	Shareholding, as a % assuming full conversion of convertible securities (as a percentage of diluted share capital)	Number of Locked in shares		Number of Shares pledged or otherwise		Number of equity shares held in dematerialised form	
								No of Voting Rights		Total as a % of (A+B+C)			No. (a)	As a % of total Shares held(b)	No. (a)	As a % of total Shares held(b)		
								Class eg: X	Class eg: y									Total
(I)	(II)	(III)	(IV)	(V)	(VI)	(VII) = (IV)+(V)+(VI)	(VIII) As a % of (A+B+C2)	(IX)			(X)	(XI) = (VII)+(X) As a % of (A+B+C2)	(XII)		(XIII)		(XIV)	
1 Custodian/DR Holder		0	0	0	0	0	0.0000	0	0	0	0.0000	0	0.0000	0	0.0000	NA	NA	0
2 Employee Benefit Trust (under SEBI (Share based Employee Benefit) Regulations, 2014)		0	0	0	0	0	0.0000	0	0	0	0.0000	0	0.0000	0	0.0000	NA	NA	0
Total Non-Promoter- Non Public Shareholding (C)= (C)(1)+(C)(2)		0	0	0	0	0	0.0000	0	0	0	0.0000	0	0.0000	0	0.0000	NA	NA	0

**Note:**

- (1) PAN would not be displayed on website of Stock Exchange(s).
- (2) The above format needs to disclose name of all holders holding more than 1% of total number of shares
- (3) W.r.t. the information pertaining to Depository Receipts, the same may be disclosed in the respective columns to the extent information available

