



I (a) Statement Showing Shareholding Pattern


| Name of the Company: Sadbhav Engineering Limited | | | |
|---|-------------------------------|---|--|
| Scrip Code:- 532710 Name of the Scrip:- SADBHAV class of Security:- Equity | | | |
| Quarter ended on MARCH, 2014 | | | |
| Partly paid-up shares: | | | |
| | No. of partly paid-up shares | As a % of total no. of partly paid-up shares | As a % of total no. of shares of the company |
| Held by promoter/promoter group | 0 | 0 | 0 |
| Held by public | 0 | 0 | 0 |
| Total-----> | 0 | 0 | 0 |
| Outstanding convertible securities:- | | | |
| | No. of outstanding Securities | As a % of total no. of outstanding convertible securities | As a % of total no. of shares of the company, assuming full conversion of the convertible securities |
| Held by promoter/promoter group | 0 | 0 | 0 |
| Held by public | 0 | 0 | 0 |
| Total -----> | 0 | 0 | 0 |
| Warrants:- | | | |
| | No. of Warrants | As a % of total no. of warrants | As a % of total no. of shares of the company, assuming full conversion of warrants |
| Held by promoter/promoter group | 8000000 | 100.00 | 5.01 |
| Held by public | 0 | 0.00 | 0.00 |
| Total -----> | 8000000 | 100 | 5.01 |
| Total paid-up capital of the company, assuming full of conversion of warrants and convertible securities | 159662300 | | |




| I(a) Category code (I) | Statement Showing Shareholding Pattern | | | | Total shareholding as a percentage of total number of shares | | Shares pledged or otherwise encumbered | |
|---------------------------------|---|------------------------------------|-----------------------------------|--|---|--|---|---|
| | Category of Shareholder (II) | Number of Shareholders (III) | Total number of shares (IV) | Number of shares held in dematerialized form (V) | As a percentage of(A+B) ¹ (VI) | As a percentage of (A+B+C) (VII) | Number of shares (VIII) | As a percentage IX=(VIII)/(IV)* 100 |
| | | | | | | | | |
| (A) | Shareholding of Promoter and Promoter Group² | | | | | | | |
| 1 | Indian | | | | | | | |
| (a) | Individuals/ Hindu Undivided Family | 14 | 53296765 | 53296765 | 35.14 | 35.14 | 0 | 0.00 |
| (b) | Central Government/ State Government(s) | | 0 | 0 | 0.00 | 0.00 | 0 | 0.00 |
| (c) | Bodies Corporate | 1 | 16545275 | 16545275 | 10.91 | 10.91 | 0 | 0.00 |
| (d) | Financial Institutions/ Banks | 0 | 0 | 0 | 0.00 | 0.00 | 0 | 0.00 |
| (e) | Any Others(Specify)- Trust | 1 | 3993840 | 3993840 | 2.63 | 2.63 | 0 | 0.00 |
| | Sub Total(A)(1) | 16 | 73835880 | 73835880 | 48.68 | 48.68 | 0 | 0.00 |
| 2 | Foreign | | | | | | | |
| a | Individuals (Non-Residents Individuals/ Foreign Individuals) | 0 | 0 | 0 | 0.00 | 0.00 | 0 | 0.00 |
| b | Bodies Corporate | 0 | 0 | 0 | 0.00 | 0.00 | 0 | 0.00 |
| c | Institutions | 0 | 0 | 0 | 0.00 | 0.00 | 0 | 0.00 |
| d | Qualified Foreign Investor | 0 | 0 | 0 | 0.00 | 0.00 | 0 | 0.00 |
| e | Any Others(Specify) | 0 | 0 | 0 | 0.00 | 0.00 | 0 | 0.00 |
| | Sub Total(A)(2) | 0 | 0 | 0 | 0.00 | 0.00 | 0 | 0.00 |
| | Total Shareholding of Promoter and Promoter Group (A)= (A)(1)+(A)(2) | 16 | 73835880 | 73835880 | 48.68 | 48.68 | 0 | 0.00 |



| Category code (I) | Category of Shareholder (II) | Number of Shareholders (III) | Total number of shares (IV) | Number of shares held in dematerialized form (V) | Total shareholding as a percentage of total number of shares | | Shares pledged or otherwise encumbered | |
|-------------------|---|------------------------------|-----------------------------|--|--|----------------------------------|--|-----------------------------------|
| | | | | | As a percentage of (A+B) ¹ (VI) | As a percentage of (A+B+C) (VII) | Number of shares (VIII) | As a percentage IX=(VIII/IV)* 100 |
| (B) | Public shareholding | | | | | | | |
| I | Institutions | | | | | | | |
| (a) | Mutual Funds/ UTI | 65 | 39779159 | 39779159 | 26.23 | 26.23 | 0 | 0.00 |
| (b) | Financial Institutions / Banks | 3 | 16062 | 16062 | 0.01 | 0.01 | 3542 | 22.05 |
| (c) | Central Government/ State Government(s) | 0 | 0 | 0 | 0.00 | 0.00 | 0 | 0.00 |
| (d) | Venture Capital Funds | 0 | 0 | 0 | 0.00 | 0.00 | 0 | 0.00 |
| (e) | Insurance Companies | 0 | 0 | 0 | 0.00 | 0.00 | 0 | 0.00 |
| (f) | Foreign Institutional Investors | 26 | 24288302 | 24288302 | 16.01 | 16.01 | 0 | 0.00 |
| (g) | Foreign Venture Capital Investors | 0 | 0 | 0 | 0.00 | 0.00 | 0 | 0.00 |
| (h) | Qualified Foreign Investor | 0 | 0 | 0 | 0.00 | 0.00 | 0 | 0.00 |
| (i) | Any Other (specify) | 0 | 0 | 0 | 0.00 | 0.00 | 0 | 0.00 |
| | Sub-Total (B)(1) | 94 | 64083523 | 64083523 | 42.25 | 42.25 | 3542 | 0.01 |
| B 2 | Non-institutions | | | | | | | |
| (a) | Bodies Corporate | 232 | 9358075 | 9358075 | 6.17 | 6.17 | 1233523 | 13.18 |
| (b) | Individuals | | | | | | | |
| I | Individuals -i. Individual shareholders holding nominal share capital up to Rs 1 lakh | 7163 | 3937973 | 3937343 | 2.60 | 2.60 | 41157 | 1.05 |
| II | Individual shareholders holding nominal share capital in excess of Rs. 1 lakh. | 1 | 115450 | 115450 | 0.08 | 0.08 | 0 | 0.00 |
| (c) | Qualified Foreign Investor | 0 | 0 | 0 | 0.00 | 0.00 | 0 | 0.00 |
| (d) | Any Other (specify) | | | | | | | |
| (d-i) | Clearing Member | 171 | 201669 | 201669 | 0.13 | 0.13 | 1153 | 0.57 |
| (d-ii) | NRI | 114 | 80342 | 80342 | 0.05 | 0.05 | 0 | 0.00 |
| (d-iii) | OCB | 0 | 0 | 0 | 0.00 | 0.00 | 0 | 0.00 |
| (d-iv) | NRI (Non Repatriable) | 43 | 49388 | 49388 | 0.03 | 0.03 | 0 | 0.00 |
| (d-v) | Hindu Undivided Family | 0 | 0 | 0 | 0.00 | 0.00 | 0 | 0.00 |
| (d-vi) | Trust | 0 | 0 | 0 | 0.00 | 0.00 | 0 | 0.00 |
| | Sub-Total (B)(2) | 7724 | 13742897 | 13742267 | 9.06 | 9.06 | 1275833 | 9.28 |
| (B) | Total Public Shareholding (B)= (B)(1)+(B)(2) | 7818 | 77826420 | 77825790 | 51.32 | 51.32 | 1279375 | 1.64 |
| | TOTAL (A)+(B) | 7834 | 151662300 | 151661670 | 100 | 100 | 1279375 | 0.84 |




| Category code (I) | Category of Shareholder (II) | Number of Shareholders (III) | Total number of shares (IV) | Number of shares held in dematerialized form (V) | Total shareholding as a percentage of total number of shares | | Shares pledged or otherwise encumbered | |
|-------------------|--|------------------------------|-----------------------------|--|--|----------------------------------|--|-------------------------------------|
| | | | | | As a percentage of (A+B) ¹ (VI) | As a percentage of (A+B+C) (VII) | Number of shares (VIII) | As a percentage IX=(VIII)/(IV)* 100 |
| (C) | Shares held by Custodians and against which Depository Receipts have been issued | | | | | | | |
| (1) | Promoter and Promoter Group | 0 | 0 | 0 | 0 | 0 | 0 | 0 |
| (2) | Public | 0 | 0 | 0 | 0 | 0 | 0 | 0 |
| | GRAND TOTAL (A)+(B)+(C) | 7834 | 151662300 | 151661670 | 100.00 | 100.00 | 1279375 | 0.84 |
| | | | | | | | | |



(I) (b) Statement showing holding of securities (including shares, warrants, convertible securities) of persons belonging to the category "Promoter and Promoter Group"


| Sr. No. | Name of the shareholder | Details of shares held | | Encumbered shares (*) | | | Details of warrants | | Details of convertible securities | | Total shares (including underlying shares assuming full conversion of warrants and convertible securities) as a % of diluted share capital |
|---------|----------------------------------|------------------------|-----------------------------------|-----------------------|--------------------|---|----------------------|---|---------------------------------------|---|--|
| | | No. of shares held | As a % of grand total (A)+(B)+(C) | No. | As a percentage | As a % of grand total (A)+(B)+(C) of sub-clause (I) (a) | No. of warrants held | As a % total number of warrants of the same class | Number of convertible securities held | As a % total number of convertible securities of the same class | |
| (I) | (II) | (III) | (IV) | (V) | (VI)=(V)/(III)*100 | (VII) | (VIII) | (IX) | (X) | (XI) | (XII) |
| 1 | Vishnubhai M. Patel | 17829220 | 11.76 | 0 | 0 | 0 | 5600000 | 70.00 | 0 | 0 | 14.67 |
| 2 | Shantaben V. Patel | 14715375 | 9.70 | 0 | 0 | 0 | 0 | 0.00 | 0 | 0 | 9.22 |
| 3 | Girish N. Patel | 675500 | 0.45 | 0 | 0 | 0 | 0 | 0.00 | 0 | 0 | 0.42 |
| 4 | Shashin V. Patel | 5499720 | 3.63 | 0 | 0 | 0 | 0 | 0.00 | 0 | 0 | 3.44 |
| 5 | Vikram R. Patel | 3408750 | 2.25 | 0 | 0 | 0 | 1200000 | 15.00 | 0 | 0 | 2.89 |
| 6 | Vasistha C. Patel | 2002150 | 1.32 | 0 | 0 | 0 | 1200000 | 15.00 | 0 | 0 | 2.01 |
| 7 | Tosha Arpit Patel | 1040000 | 0.69 | 0 | 0 | 0 | 0 | 0.00 | 0 | 0 | 0.65 |
| 8 | Vishnubhai M. Patel -HUF | 4581700 | 3.02 | 0 | 0 | 0 | 0 | 0.00 | 0 | 0 | 2.87 |
| 9 | Santokba Trust | 3993840 | 2.63 | 0 | 0 | 0 | 0 | 0.00 | 0 | 0 | 2.50 |
| 10 | Sadbhav Finstock Private Limited | 16545275 | 10.91 | 0 | 0 | 0 | 0 | 0.00 | 0 | 0 | 10.36 |
| 11 | Vipul H. Patel | 166850 | 0.11 | 0 | 0 | 0 | 0 | 0.00 | 0 | 0 | 0.10 |
| 12 | Patel Rekhaben Vishnubhai | 675500 | 0.45 | 0 | 0 | 0 | 0 | 0.00 | 0 | 0 | 0.42 |
| 13 | Patel Truptiben Vishnubhai | 675500 | 0.45 | 0 | 0 | 0 | 0 | 0.00 | 0 | 0 | 0.42 |
| 14 | Bhavna Vikramkumar Patel | 675500 | 0.45 | 0 | 0 | 0 | 0 | 0.00 | 0 | 0 | 0.42 |
| 15 | Alpa Dharmin Patel | 675500 | 0.45 | 0 | 0 | 0 | 0 | 0.00 | 0 | 0 | 0.42 |
| 16 | Patel Rajeshreeben Vishnubhai | 675500 | 0.45 | 0 | 0 | 0 | 0 | 0.00 | 0 | 0 | 0.42 |
| | TOTAL | 73835880 | 48.68 | 0 | 0 | 0 | 8000000 | 100.00 | 0 | 0 | 51.26 |

(*) The term "encumbrance" has the same meaning as assigned to it in regulation 28(3) of the SAST Regulations, 2011




(I) (c) (i) Statement showing holding of securities (including shares, warrants, convertible securities) of persons belonging to the category "Public" and holding more than 1% of the total number of shares.

| Sr.No. | Name of the Shareholder | No. of shares held | Shares as a percentage of total number of shares {i.e., Grand Total (A)+(B)+(C) indicated in statement at para (I) (a) above} | Details of warrants | | Details of convertible securities | | Total shares (including underlying shares assuming full conversion of warrants and convertible securities) as a % of diluted shares capital |
|--------|--|--------------------|---|----------------------|---|---------------------------------------|---|---|
| | | | | No. of warrants held | As a % total number of warrants of the same class | Number of convertible securities held | % w.r.t. total number of convertible securities of the same class | |
| 1 | TATA Trustee Co Ltd A/C TATA Mutual Fund- TATA MID Cap Growth Fund | 3845537 | 2.54 | 0 | 0 | 0 | 0 | 2.41 |
| 2 | HDFC Trustee Company Limited HDFC Infrastructure Fund | 6852724 | 4.52 | 0 | 0 | 0 | 0 | 4.29 |
| 3 | Nomura India Investment Fund Mother Fund | 2781296 | 1.83 | 0 | 0 | 0 | 0 | 1.74 |
| 4 | EastSpring Investments India Infrastructure Equity Open Limited | 4068901 | 2.68 | 0 | 0 | 0 | 0 | 2.55 |
| 5 | Government Pension Fund Global | 4493775 | 2.96 | 0 | 0 | 0 | 0 | 2.81 |
| 6 | ICICI Prudential Discovery Fund | 14188296 | 9.36 | 0 | 0 | 0 | 0 | 8.89 |
| 7 | TVF Fund Ltd. | 2653678 | 1.75 | 0 | 0 | 0 | 0 | 1.66 |
| 8 | DSP Blackrock Balanced Fund | 6454513 | 4.26 | 0 | 0 | 0 | 0 | 4.04 |
| 9 | Birla Sun Life Trustee Company Private Limited A/c Birla Sun Life India Reforms Fund | 3554751 | 2.34 | 0 | 0 | 0 | 0 | 2.23 |
| 10 | Emerging India Focus Funds | 2643994 | 1.74 | 0 | 0 | 0 | 0 | 1.66 |
| 11 | ICICI Prudential Life Insurance Company Ltd. | 5659811 | 3.73 | 0 | 0 | 0 | 0 | 3.54 |
| 12 | Kuwait Investment Authority Fund 225 | 2531100 | 1.67 | 0 | 0 | 0 | 0 | 1.59 |
| 13 | CitiGroup Global Markets Mauritius Pvt. Ltd. | 1804980 | 1.19 | 0 | 0 | 0 | 0 | 1.13 |
| 14 | Franklin Templeton Mutual Fund A/c Franklin India Flexi Cap Fund | 2195973 | 1.45 | 0 | 0 | 0 | 0 | 1.38 |
| | TOTAL | 63729329 | 42.02 | 0 | 0 | 0 | 0 | 39.92 |




(i) (c) (II) Statement showing holding of securities (including shares, warrants, convertible securities) of persons (together with PAC) belonging to the category "Public" and holding more than 5% of the total number of shares of the company.

| Sr.No. | Name(s) of the shareholder(s) and the Persons Acting in Concert (PAC) with them | Number of shares | Shares as a percentage of total number of shares {i.e., Grand Total (A)+(B)+ (C) indicated in Statement at para (I) (a) above} | Details of warrants | | Details of convertible securities | | Total shares (including underlying shares assuming full conversions of warrants and convertible securities) as a % of diluted share capital |
|--------|---|------------------|--|---------------------|---|------------------------------------|--|---|
| | | | | Number of warrants | As a % total number of warrants of the same class | No. of convertible securities held | % w.r.t total number of convertible securities of the same class | |
| 1 | ICICI PRUDENTIAL DISCOVERY FUND | 14188296 | 9.36 | 0 | 0 | 0 | 0 | 8.89 |
| | TOTAL | 14188296 | 9.36 | 0.00 | 0.00 | 0.00 | 0.00 | 8.89 |




(1)(d) Statement showing details of locked-in shares

| Sr. No. | Name of the shareholder | Number of locked-in shares | Locked-in shares as a percentage of total number of shares i.e., Grand Total (A)+(B)+(C) indicated in Statement at para (1)(a) above) | Promoter/Promoter Group/Public |
|---------|-------------------------|----------------------------|---|--------------------------------|
| | | | NIL | |



(II)(a) Statement showing details of Depository Receipts (DRs)

| Sr. No. | Type of outstanding DR (ADRs, GDRs, SDRs, etc.) | Number of outstanding DRs | Number of shares underlying outstanding DRs | Shares underlying outstanding DRs as a percentage of total number of shares {i.e., Grand Total (A)+(B)+(C) indicated in Statement at para (I)(a) above} |
|--------------|--|------------------------------|--|--|
| | | | | |
| | | | | |
| | | | | |
| | | | | |
| | | | | |
| | | | | |
| | | | | |
| | | | | |
| | | | | |
| | | | | |
| | | | | |
| | | | | |
| | | | | |
| | | | | |
| | | | | |
| | | | | |
| | | | | |
| | | | | |
| | | | | |
| | | | | |
| TOTAL | | 0 | 0 | 0.00 |



(II)(b) Statement showing Holding of Depository Receipts (DRs), where underlying shares held by 'promoter / promoter group' are in excess of 1% of the total number of shares

| Sr. No. | Name of the DR Holder | Type of outstanding DR (ADRs, GDRs, SDRs, etc.) | Number of shares underlying outstanding DRs | Shares underlying outstanding DRs as a percentage of total number of shares {i.e., Grand Total (A)+(B)+(C) indicated in Statement at para (I)(a) above} |
|--------------|-----------------------|---|---|---|
| | | | | |
| | | | | |
| | | | | |
| | | | | |
| | | NOT APPLICABLE | | |
| | | | | |
| | | | | |
| | | | | |
| | | | | |
| TOTAL | | | 0 | 0.00 |

