


Shareholding Pattern under Regulation 31 of SEBI (Listing Obligations and Disclosure Requirements) Regulations, 2015

1.	Name of Listed Entity: Sadbhav Engineering Limited
2.	Scrip Code/Name of Scrip/Class of Security: 532710
3.	Share Holding Pattern Filed under: Reg. 31(1)(a)/Reg. 31(1)(b)/Reg. 31(1)(c)
	a. If under 31(1)(b) then indicate the report for Quarter ending-30.06.2017
	b. If under 31(1)(c) then indicate date of allotment/extinguishment
4.	Declaration: The Listed entity is required to submit the following declaration to the extent of submission of information:-

	Particulars	Yes*	No*
1	Whether the Listed Entity has issued any partly paid up shares?		No
2	Whether the Listed Entity has issued any Convertible Securities or Warrants?		No
3	Whether the Listed Entity has any shares against which depository receipts are issued?		No
4	Whether the Listed Entity has any shares in locked-in?	Yes	
5	Whether any shares held by promoters are pledge or otherwise encumbered?	Yes	

* If the Listed Entity selects the option 'No' for the questions above, the columns for the partly paid up shares, Outstanding Convertible Securities/Warrants, depository receipts, locked-in shares, No of shares pledged or otherwise encumbered by promoters, as applicable, shall not be displayed at the time of dissemination on the Stock Exchange website. Also wherever there is 'No' declared by Listed Entity in above table the values will be considered as 'Zero' by default on submission of the format of holding of specified securities.

T. Umesh




Sadbhav Engineering Limited

Table I - Summary Statement holding of specified securities

Category	Category of shareholder	Nos. of shareholders	No. of fully paid up equity shares held	No. of Partly paid-up equity shares held	No. of shares underlying Depository Receipts	Total nos. shares held	Shareholding as a % of total no. of shares (calculated as per SCRR, 1957)	Number of Voting Rights held in each class of securities			No. of Shares Outstanding and convertible securities (including Warrants)	Shareholding, as a % assuming full conversion of convertible securities (as a percentage of diluted share capital)	Number of Locked in shares		Number of Shares pledged or otherwise encumbered		Number of equity shares held in dematerialised form	
								No of Voting Rights					Total as a % of (A+B+C)	No. (a)	As a % of total Shares held(b)	No. (a)		As a % of total Shares held(b)
								Class eg: X	Class eg: y	Total								
(I)	(II)	(III)	(IV)	(V)	(VI)	(VII) = (IV)+(V)+(VI)	(VIII) As a % of (A+B+C2)	(IX)			(X)	(XI) = (VII)+(X) As a % of (A+B+C2)	(XII)		(XIII)		(XIV)	
(A)	Promoter & Promoter Group	14	80234880	0	0	80234880	46.7649	80234880	0	80234880	46.7649	0	46.7649	8000000	9.9707	26819775	33.426500	80234880
(B)	Public	13404	91335920	0	0	91335920	53.2351	91335920	0	91335920	53.2351	0	53.2351	0	0.0000	NA	NA	91335370
(C)	Non Promoter - Non Public			0	0				0			0		0.0000	NA	NA		
(C1)	Shares Underlying DRs	0	0	0	0	0	0.0000	0	0	0	0.0000	0	0.0000	0	0.0000	NA	NA	0
(C2)	Shares Held By Employee Trust	0	0	0	0	0	0.0000	0	0	0	0.0000	0	0.0000	0	0.0000	NA	NA	0
	Total	13418	171570800	0	0	171570800	100.0000	171570800	0	171570800	100.0000	0	100.0000	8000000	4.6627	26819775	15.631800	171570250


T. K. Shah



Sadbhav Engineering Limited

Table II - Statement showing shareholding pattern of the Promoter and Promoter Group

	Category & Name of the shareholders	PAN	Nos. of shareholders	No. of fully paid up equity shares held	Partly paid-up equity shares held	No. of shares underlying Depository Receipts	Total nos. shares held	Shareholding % calculated as per SCRR, 1957 As a % of (A+B+C 2)	Number of Voting Rights held in each class of securities			No. of Shares Underlying Outstanding convertible securities (including Warrants)	Shareholding, as a % assuming full conversion of convertible securities (as a percentage of diluted share capital)	Number of Locked in shares		Number of Shares pledged or otherwise encumbered		Number of equity shares held in dematerialised form	
									No of Voting Rights		Total as a % of (A+B+C)			No. (a)	As a % of total Shares held(b)	No. (a)	As a % of total Shares held(b)		
									Class eg: X	Class eg: Y									Total
	(I)	(II)	(III)	(IV)	(V)	(VI)	(VII) = (IV)+(V)+(VI)	(VIII) As a % of (A+B+C 2)	(IX)			(X)	(XI) = (VII)+(X) As a % of (A+B+C2)	(XII)		(XIII)		(XIV)	
1	Indian																		
(a)	Individuals / Hindu Undivided Family		12	59695765	0	0	59695765	34.7937	59695765	0	59695765	34.7937	0	34.7937	8000000	13.4013	10274500	17.2114	59695765
	Patel Vishnubhai Mafatlal	AHPP8757L	1	28124920	0	0	28124920	16.3926	28124920	0	28124920	16.3926	0	16.3926	5600000	19.9112	2390000	8.4978	28124920
	Patel Shantaben V.	ABGPP7486A	1	14715375	0	0	14715375	8.5769	14715375	0	14715375	8.5769	0	8.5769	0	0.0000	0	0.0000	14715375
	Shashin Vishnubhai Patel	AFRPP6274P	1	5499720	0	0	5499720	3.2055	5499720	0	5499720	3.2055	0	3.2055	0	0.0000	4387500	79.7768	5499720
	Vikram Rasiklal Patel	ACHPP0255D	1	4608750	0	0	4608750	2.6862	4608750	0	4608750	2.6862	0	2.6862	1200000	26.0374	1596500	34.6406	4608750
	Vasistha Patel	AATPP3517C	1	3202150	0	0	3202150	1.8664	3202150	0	3202150	1.8664	0	1.8664	1200000	37.4748	1900500	59.3507	3202150
	Alpaben Dharmin Patel	ABYPP7961Q	1	675500	0	0	675500	0.3937	675500	0	675500	0.3937	0	0.3937	0	0.0000	0	0.0000	675500
	Bhavna Vikramkumar Patel	ADGPP8496G	1	675500	0	0	675500	0.3937	675500	0	675500	0.3937	0	0.3937	0	0.0000	0	0.0000	675500
	Rajshree Pritam Patel	ACMPP1895J	1	675500	0	0	675500	0.3937	675500	0	675500	0.3937	0	0.3937	0	0.0000	0	0.0000	675500
	Rekhaben Vasisthakumar Patel	ACKPP7022P	1	675500	0	0	675500	0.3937	675500	0	675500	0.3937	0	0.3937	0	0.0000	0	0.0000	675500
	Truptiben Nileshbhai Patel	ABHPP4048F	1	675500	0	0	675500	0.3937	675500	0	675500	0.3937	0	0.3937	0	0.0000	0	0.0000	675500
	Vipul Harishchandra Patel	AEQPP9920C	1	166850	0	0	166850	0.0972	166850	0	166850	0.0972	0	0.0972	0	0.0000	0	0.0000	166850
	Patel Girishbhai Nandubhai	ABEPP8969L	1	500	0	0	500	0.0003	500	0	500	0.0003	0	0.0003	0	0.0000	0	0.0000	500
(b)	Central Government / State Government(s)		0	0	0	0	0	0.0000	0	0	0	0.0000	0	0.0000	0	0.0000	0	0.0000	0
(c)	Financial Institutions / Banks		0	0	0	0	0	0.0000	0	0	0	0.0000	0	0.0000	0	0.0000	0	0.0000	0
(d)	Any Other (Specify)		2	20539115	0	0	20539115	11.9712	20539115	0	20539115	11.9712	0	11.9712	0	0.0000	16545275	80.5550	20539115
	Promoter Trust		1	3993840	0	0	3993840	2.3278	3993840	0	3993840	2.3278	0	2.3278	0	0.0000	0	0.0000	3993840
	Santokba Trust	AACTS2065B	1	3993840	0	0	3993840	2.3278	3993840	0	3993840	2.3278	0	2.3278	0	0.0000	0	0.0000	3993840
	Bodies Corporate		1	16545275	0	0	16545275	9.6434	16545275	0	16545275	9.6434	0	9.6434	0	0.0000	16545275	100.0000	16545275
	Sadbhav Finstock Private Limited	AACCS1036R	1	16545275	0	0	16545275	9.6434	16545275	0	16545275	9.6434	0	9.6434	0	0.0000	16545275	100.0000	16545275



T. K. S. S.


	Sub Total (A)(1)		80234880	0	0	80234880	46.7649	80234880	0	80234880	46.7649	0	46.7649	8000000	9.9707	26819775	33.4266	80234880
2	Foreign																	
(a)	Individuals (Non-Resident Individuals / Foreign Individuals)	0	0	0	0	0	0.0000	0	0	0	0.0000	0	0.0000	0	0.0000	0	0.0000	0
(b)	Government	0	0	0	0	0	0.0000	0	0	0	0.0000	0	0.0000	0	0.0000	0	0.0000	0
(c)	Institutions	0	0	0	0	0	0.0000	0	0	0	0.0000	0	0.0000	0	0.0000	0	0.0000	0
(d)	Foreign Portfolio Investor	0	0	0	0	0	0.0000	0	0	0	0.0000	0	0.0000	0	0.0000	0	0.0000	0
(e)	Any Other (Specify)	0	0	0	0	0	0.0000	0	0	0	0.0000	0	0.0000	0	0.0000	0	0.0000	0
	Sub Total (A)(2)	0	0	0	0	0	0.0000	0	0	0	0.0000	0	0.0000	0	0.0000	0	0.0000	0
	Total Shareholding Of Promoter And Promoter Group (A)= (A)(1)+(A)(2)	14	80234880	0	0	80234880	46.7649	80234880	0	80234880	46.7649	0	46.7649	8000000	9.9707	26819775	33.4266	80234880

Details of Shares which remain unclaimed may be given hear along with details such as number of shareholders, outstanding shares held in demat/unclaimed suspense account, voting rights which are frozen etc.

Note :

(1) PAN would not be displayed on website of Stock Exchange(s)

(2) The term 'Encumbrance' has the same meaning as assigned under regulation 28(3) of SEBI (Substantial Acquisition of Shares and Takeovers) Regulations, 2011.




Sadbhav Engineering Limited

Table III - Statement showing shareholding pattern of the Public shareholder

Category & Name of the shareholders	PAN	Nos. of share holders	No. of fully paid up equity shares held	Partly paid-up equity shares held	No. of shares underlying Depository Receipts	Total nos. shares held	Shareholding % calculated as per SCRR, 1957 As a % of (A+B+C2)	Number of Voting Rights held in each class of securities			No. of Shares Outstanding	Shareholding, as a % assuming full conversion of convertible securities (including Warrants)	Number of Locked in shares		Number of Shares pledged or otherwise		Number of equity shares held in dematerialised form	
								No of Voting Rights		Total as a % of (A+B+C)			No.	As a % of total Shares held(b)	No.	As a % of total Shares held(b)		
								Class eg: X	Class eg: Y									Total
(I)	(II)	(III)	(IV)	(V)	(VI)	(VII) = (IV)+(V)+(VI)	(VIII) As a % of (A+B+C2)	(IX)			(X)	(XI) = (VII)+(X) As a % of (A+B+C2)	(XII)	(XIII)	(XIV)			
1 Institutions																		
(a) Mutual Fund		59	43358128	0	0	43358128	25.2713	43358128	0	43358128	25.2713	0	25.2713	0	0.0000	NA	NA	43358128
Icici Prudential Value Discovery Fund	AAAAI0038F		9206830	0	0	9206830	5.3662	9206830	0	9206830	5.3662	0	5.3662	0	0.0000	NA	NA	9206830
Hdfc Trustee Company Ltd - A/C Hdfc Mid - Capopportunities Fund	AAATH1809A		4547434	0	0	4547434	2.6505	4547434	0	4547434	2.6505	0	2.6505	0	0.0000	NA	NA	4547434
Hdfc Trustee Company Limited - Hdfc Tax Saverfund	AAATH1809A		2855010	0	0	2855010	1.6640	2855010	0	2855010	1.6640	0	1.6640	0	0.0000	NA	NA	2855010
Sbi Blue Chip Fund	AABTS6407Q		2778832	0	0	2778832	1.6196	2778832	0	2778832	1.6196	0	1.6196	0	0.0000	NA	NA	2778832
Tata Balanced Fund	AAAT0570A		2400000	0	0	2400000	1.3988	2400000	0	2400000	1.3988	0	1.3988	0	0.0000	NA	NA	2400000
Sbi Magnum Midcap Fund	AABTS6407Q		2324090	0	0	2324090	1.3546	2324090	0	2324090	1.3546	0	1.3546	0	0.0000	NA	NA	2324090
Hdfc Trustee Company Limited A/C Hdfc Balanced Fund	AAATH1809A		1750000	0	0	1750000	1.0200	1750000	0	1750000	1.0200	0	1.0200	0	0.0000	NA	NA	1750000
(b) Venture Capital Funds		0	0	0	0	0	0.0000	0	0	0	0.0000	0	0.0000	0	0.0000	NA	NA	0
(c) Alternate Investment Funds		0	0	0	0	0	0.0000	0	0	0	0.0000	0	0.0000	0	0.0000	NA	NA	0
(d) Foreign Venture Capital Investors		0	0	0	0	0	0.0000	0	0	0	0.0000	0	0.0000	0	0.0000	NA	NA	0
(e) Foreign Portfolio Investor		99	31288221	0	0	31288221	18.2363	31288221	0	31288221	18.2363	0	18.2363	0	0.0000	NA	NA	31288221
Nomura India Investment Fund Mother Fund	AAAAN3240L		6515616	0	0	6515616	3.7976	6515616	0	6515616	3.7976	0	3.7976	0	0.0000	NA	NA	6515616
Abu Dhabi Investment Authority - Behave	AAACA4380N		2952184	0	0	2952184	1.7207	2952184	0	2952184	1.7207	0	1.7207	0	0.0000	NA	NA	2952184
Government Pension Fund Global	AACCN1454E		2610651	0	0	2610651	1.5216	2610651	0	2610651	1.5216	0	1.5216	0	0.0000	NA	NA	2610651
Eastspring Investments India Infrastructure Equity Open Limited	AAECP0236A		2169711	0	0	2169711	1.2646	2169711	0	2169711	1.2646	0	1.2646	0	0.0000	NA	NA	2169711
Kuwait Investment Authority Fund 225	AAATK3858Q		1957392	0	0	1957392	1.1409	1957392	0	1957392	1.1409	0	1.1409	0	0.0000	NA	NA	1957392
India Midcap (Mauritius) Ltd.	AACCI2898H		1812822	0	0	1812822	1.0566	1812822	0	1812822	1.0566	0	1.0566	0	0.0000	NA	NA	1812822
(f) Financial Institutions / Banks		6	41185	0	0	41185	0.0240	41185	0	41185	0.0240	0	0.0240	0	0.0000	NA	NA	41185
(g) Insurance Companies		0	0	0	0	0	0.0000	0	0	0	0.0000	0	0.0000	0	0.0000	NA	NA	0
(h) Provident Funds/ Pension Funds		0	0	0	0	0	0.0000	0	0	0	0.0000	0	0.0000	0	0.0000	NA	NA	0

T. Arun Suresh



(i)	Any Other (Specify)	0	0	0	0	0	0.0000	0	0	0	0.0000	0	0.0000	0	0.0000	NA	NA	0	
	Sub Total (B)(1)	164	74687534	0	0	74687534	43.5316	74687534	0	74687534	43.5316	0	43.5316	0	0.0000	NA	NA	74687534	
2	Central Government/ State Government(s)/ President of India																		
	Sub Total (B)(2)	0	0	0	0	0	0.0000	0	0	0	0.0000	0	0.0000	0	0.0000	NA	NA	0	
3	Non-Institutions																		
(a)	Individuals		0	0									0			NA	NA		
	i. Individual shareholders holding nominal share capital up to Rs. 2 lakhs.	12261	3250728	0	0	3250728	1.8947	3250728	0	3250728	1.8947	0	1.8947	0	0.0000	NA	NA	3250178	
	ii. Individual shareholders holding nominal share capital in excess of Rs. 2 lakhs.	0	0	0	0	0	0.0000	0	0	0	0.0000	0	0.0000	0	0.0000	NA	NA	0	
(b)	NBFCs registered with RBI	0	0	0	0	0	0.0000	0	0	0	0.0000	0	0.0000	0	0.0000	NA	NA	0	
(c)	Employee Trusts	0	0	0	0	0	0.0000	0	0	0	0.0000	0	0.0000	0	0.0000	NA	NA	0	
(d)	Overseas Depositories(holding DRs) (balancing figure)	0	0	0	0	0	0.0000	0	0	0	0.0000	0	0.0000	0	0.0000	NA	NA	0	
(e)	Any Other (Specify)	979	13397658	0	0	13397658	7.8088	13397658	0	13397658	7.8088	0	7.8088	0	0.0000	NA	NA	13397658	
	Independent Relatives Of Director	3	20840	0	0	20840	0.0121	20840	0	20840	0.0121	0	0.0121	0	0.0000	NA	NA	20840	
	Hindu Undivided Family	291	157216	0	0	157216	0.0916	157216	0	157216	0.0916	0	0.0916	0	0.0000	NA	NA	157216	
	Non Resident Indians (Non Repat)	95	369297	0	0	369297	0.2152	369297	0	369297	0.2152	0	0.2152	0	0.0000	NA	NA	369297	
	Non Resident Indians (Repat)	230	119343	0	0	119343	0.0696	119343	0	119343	0.0696	0	0.0696	0	0.0000	NA	NA	119343	
	Clearing Member	120	358194	0	0	358194	0.2088	358194	0	358194	0.2088	0	0.2088	0	0.0000	NA	NA	358194	
	Bodies Corporate	240	12372768	0	0	12372768	7.2115	12372768	0	12372768	7.2115	0	7.2115	0	0.0000	NA	NA	12372768	
	Icici Prudential Life Insurance Company Limited		AAACI7351P	9412176	0	0	9412176	5.4859	9412176	0	9412176	5.4859	0	5.4859	0	0.0000	NA	NA	9412176
	Sub Total (B)(3)	13240	16648386	0	0	16648386	9.7035	16648386	0	16648386	9.7035	0	9.7035	0	0.0000	NA	NA	16647836	
	Total Public Shareholding (B)= (B)(1)+(B)(2)+(B)(3)	13404	91335920	0	0	91335920	53.2351	91335920	0	91335920	53.2351	0	53.2351	0	0.0000	NA	NA	91335370	

Details of the shareholders acting as persons in Concert including their Shareholding (No. and %):


No. of shareholders	No. of
NITIN R.PATEL	101-(0.00%)

Details of Shares which remain unclaimed may be given here along with details such as number of shareholders, outstanding shares held in demat/unclaimed suspense account, voting rights which are frozen etc.

No. of shareholders	No. of Shares
3	1050-(0.00%)

Note

- (1) PAN would not be displayed on website of Stock Exchange(s).
- (2) The above format needs to disclose name of all holders holding more than 1% of total number of shares
- (3) W.r.t. the information pertaining to Depository Receipts, the same may be disclosed in the respective columns to the extent information available and the balance to be disclosed as held by custodian.



Sadbhav Engineering Limited

Table IV - Statement showing shareholding pattern of the Non Promoter- Non Public shareholder

Category & Name of the shareholders	PAN	Nos. of share holders	No. of fully paid up equity shares held	Partly paid-up equity shares held	No. of shares underlying Depository Receipts	Total nos. shares held	Shareholding % calculated as per SCRR, 1957 As a % of (A+B+C2)	Number of Voting Rights held in each class of securities			No. of Shares Underlying Outstanding convertible securities (including Warrants)	Shareholding, as a % assuming full conversion of convertible securities (as a percentage of diluted share capital)	Number of Locked in shares		Number of Shares pledged or otherwise encumbered		Number of equity shares held in dematerialised form	
								No of Voting Rights		Total as a % of (A+B+C)			No. (a)	As a % of total Shares held(b)	No. (a)	As a % of total Shares held(b)		
								Class eg: X	Class eg: y									Total
(i)	(ii)	(iii)	(iv)	(v)	(vi)	(vii) = (iv)+(v) + (vi)	(viii) As a % of (A+B+C2)	(ix)			(x)	(xi) = (vii)+(x) As a % of (A+B+C2)	(xii)	(xiii)		(xiv)		
1		0	0	0	0	0	0.0000	0	0	0	0.0000	0	0.0000	0	0.0000	NA	NA	0
2		0	0	0	0	0	0.0000	0	0	0	0.0000	0	0.0000	0	0.0000	NA	NA	0
		0	0	0	0	0	0.0000	0	0	0	0.0000	0	0.0000	0	0.0000	NA	NA	0
Total Non-Promoter- Non Public Shareholding (C)= (C)(1)+(C)(2)			0	0	0	0	0.0000	0	0	0	0.0000	0	0.0000	0	0.0000	NA	NA	0

- Note :
- (1) PAN would not be displayed on website of Stock Exchange(s).
 - (2) The above format needs to disclose name of all holders holding more than 1% of total number of shares
 - (3) W.r.t. the information pertaining to Depository Receipts, the same may be disclosed in the respective columns to the extent information available and the balance to be disclosed as held by custodian.

