


**Shareholding Pattern under Regulation 31 of SEBI (Listing Obligations and Disclosure Requirements) Regulations, 2015**

1.	Name of Listed Entity: <b>Sadbhav Engineering Limited</b>
2.	Scrip Code/Name of Scrip/Class of Security: <b>532710</b>
3.	Share Holding Pattern Filed under: <b>Reg. 31(1)(a)/Reg. 31(1)(b)/Reg.31(1)(c)</b>
	a. <b>If under 31(1)(b) then indicate the report for Quarter ending-30.09.2016</b>
	b. <b>If under 31(1)(c) then indicate date of allotment/extinguishment</b>
4.	<b>Declaration: The Listed entity is required to submit the following declaration to the extent of submission of information:-</b>


	Particulars	Yes*	No*
1	Whether the Listed Entity has issued any partly paid up shares?		No
2	Whether the Listed Entity has issued any Convertible Securities or Warrants?		No
3	Whether the Listed Entity has any shares against which depository receipts are issued?		No
4	Whether the Listed Entity has any shares in locked-in?	Yes	
5	Whether any shares held by promoters are pledge or otherwise encumbered?	Yes	

\* If the Listed Entity selects the option 'No' for the questions above, the columns for the partly paid up shares, Outstanding Convertible Securities/Warrants, depository receipts, locked-in shares, No of shares pledged or otherwise encumbered by promoters, as applicable, shall not be displayed at the time of dissemination on the Stock Exchange website. Also wherever there is 'No' declared by Listed Entity in above table the values will be considered as 'Zero' by default on submission of the format of holding of specified securities.



**Sadbhav Engineering Limited**
**Table I - Summary Statement holding of specified securities**

Category	Category of shareholder	Nos. of shareholders	No. of fully paid up equity shares held	No. of Partly paid-up equity shares held	No. of shares underlying Depository Receipts	Total nos. shares held	Shareholding as a % of total no. of shares (calculated as per SCRR, 1957)	Number of Voting Rights held in each class of securities			No. of Shares Underlying Outstanding convertible securities (including Warrants)	Shareholding, as a % assuming full conversion of convertible securities (as a percentage of diluted share capital)	Number of Locked in shares		Number of Shares pledged or otherwise encumbered		Number of equity shares held in dematerialised form	
								No of Voting Rights					Total as a % of (A+B+C)	No. (a)	As a % of total Shares held(b)	No. (a)		As a % of total Shares held(b)
								Class eg: X	Class eg: Y	Total								
(I)	(II)	(III)	(IV)	(V)	(VI)	(VII) = (IV)+(V)+(VI)	(VIII) As a % of (A+B+C2)	(IX)			(X)	(XI) = (VII)+(X) As a % of (A+B+C2)	(XII)		(XIII)		(XIV)	
(A)	Promoter & Promoter Group	16	80234880	0	0	80234880	46.7649	80234880	0	80234880	46.7649	0	46.7649	8000000	9.9707	26701286	33.278900	80234880
(B)	Public	11797	91335920	0	0	91335920	53.2351	91335920	0	91335920	53.2351	0	53.2351	0	0.0000	NA	NA	91335355
(C)	Non Promoter - Non Public				0				0			0		0.0000	NA	NA		
(C1)	Shares Underlying DRs	0	0	0	0	0	0.0000	0	0	0	0.0000	0	0.0000	0	0.0000	NA	NA	0
(C2)	Shares Held By Employee Trust	0	0	0	0	0	0.0000	0	0	0	0.0000	0	0.0000	0	0.0000	NA	NA	0
	Total	11813	171570800	0	0	171570800	100.0000	171570800	0	171570800	100.0000	0	100.0000	8000000	4.6627	26701286	15.562800	171570235




**Sadbhav Engineering Limited**

**Table II - Statement showing shareholding pattern of the Promoter and Promoter Group**

Category & Name of the shareholders	PAN	Nos. of shareholders	No. of fully paid up equity shares held	Partly paid up equity shares held	No. of shares underlying Depository Receipts	Total nos. shares held	Shareholding % calculated as per SCRR, 1957 As a % of (A+B+C2)	Number of Voting Rights held in each class of securities			No. of Shares Underlying Outstanding convertible securities (including Warrants)	Shareholding, as a % assuming full conversion of diluted share capital	Number of Locked in shares		Number of Shares pledged or otherwise encumbered		Number of equity shares held in dematerialised form		
								No of Voting Rights					Total as a % of (A+B+C)	No. (a)	As a % of total Shares held(b)	No. (a)		As a % of total Shares held(b)	
								Class eg: X	Class eg: y	Total									
								(I)	(II)	(III)				(IV)	(V)	(VI)		(VII) = (IV)+(V)+(VI)	(VIII) As a % of (A+B+C2)
<b>1</b>	<b>Indian</b>																		
<b>(a)</b>	<b>Individuals / Hindu Undivided Family</b>		<b>14</b>	<b>59695765</b>	<b>0</b>	<b>0</b>	<b>59695765</b>	<b>34.7937</b>	<b>59695765</b>	<b>0</b>	<b>59695765</b>	<b>34.7937</b>	<b>0</b>	<b>34.7937</b>	<b>8000000</b>	<b>13.4013</b>	<b>10156011</b>	<b>17.0130</b>	<b>59695765</b>
	Patel Vishnubhai Mafatlal	AEHPP8757L	3	28124920	0	0	28124920	16.3926	28124920	0	28124920	16.3926	0	16.3926	5600000	19.9112	6567581	23.3515	28124920
	Patel Shantaben V	ABGPP7486A	1	14715375	0	0	14715375	8.5769	14715375	0	14715375	8.5769	0	8.5769	0	0.0000	0	0.0000	14715375
	Shashin Vishnubhai Patel	AFRPP6274P	1	5499720	0	0	5499720	3.2055	5499720	0	5499720	3.2055	0	3.2055	0	0.0000	0	0.0000	5499720
	Vikram Rasiklal Patel	ACHPP0255D	1	4608750	0	0	4608750	2.6862	4608750	0	4608750	2.6862	0	2.6862	1200000	26.0374	1621630	35.1859	4608750
	Vasistha Patel	AATPP3517C	1	3202150	0	0	3202150	1.8664	3202150	0	3202150	1.8664	0	1.8664	1200000	37.4748	1966800	61.4212	3202150
	Alpa Dharmin Patel	ABYPP7961Q	1	675500	0	0	675500	0.3937	675500	0	675500	0.3937	0	0.3937	0	0.0000	0	0.0000	675500
	Bhavna Vikramkumar Patel	ADGPP8496G	1	675500	0	0	675500	0.3937	675500	0	675500	0.3937	0	0.3937	0	0.0000	0	0.0000	675500
	Patel Rajeshreeben Vishnubhai	ACMPP1895J	1	675500	0	0	675500	0.3937	675500	0	675500	0.3937	0	0.3937	0	0.0000	0	0.0000	675500
	Patel Rekhaben Vishnubhai	ACKPP7022P	1	675500	0	0	675500	0.3937	675500	0	675500	0.3937	0	0.3937	0	0.0000	0	0.0000	675500
	Patel Truptiben Vishnubhai	ABHPP4048F	1	675500	0	0	675500	0.3937	675500	0	675500	0.3937	0	0.3937	0	0.0000	0	0.0000	675500
	Vipul Harishchandra Patel	AEQPP9920C	1	166850	0	0	166850	0.0972	166850	0	166850	0.0972	0	0.0972	0	0.0000	0	0.0000	166850
	Patel Girishbhai Nandubhai	ABEPP8969L	1	500	0	0	500	0.0003	500	0	500	0.0003	0	0.0003	0	0.0000	0	0.0000	500
<b>(b)</b>	<b>Central Government / State Government(s)</b>		<b>0</b>	<b>0</b>	<b>0</b>	<b>0</b>	<b>0</b>	<b>0.0000</b>	<b>0</b>	<b>0</b>	<b>0</b>	<b>0.0000</b>	<b>0</b>	<b>0.0000</b>	<b>0</b>	<b>0.0000</b>	<b>0</b>	<b>0.0000</b>	<b>0</b>



*T. K. Sule*



(c) Financial Institutions / Banks		0	0	0	0	0	0.0000	0	0	0	0.0000	0	0.0000	0	0.0000	0	0.0000	0
(d) Any Other (Specify)		2	20539115	0	0	20539115	11.9712	20539115	0	20539115	11.9712	0	11.9712	0	0.0000	16545275	80.5550	20539115
Promoter Trust		1	3993840	0	0	3993840	2.3278	3993840	0	3993840	2.3278	0	2.3278	0	0.0000	0	0.0000	3993840
Santokba Trust	AACT52065B	1	3993840	0	0	3993840	2.3278	3993840	0	3993840	2.3278	0	2.3278	0	0.0000	0	0.0000	3993840
Bodies Corporate		1	16545275	0	0	16545275	9.6434	16545275	0	16545275	9.6434	0	9.6434	0	0.0000	16545275	100.0000	16545275
Sadbhav Finstock Private Limited	AACCS1036R	1	16545275	0	0	16545275	9.6434	16545275	0	16545275	9.6434	0	9.6434	0	0.0000	16545275	100.0000	16545275
Sub Total (A)(1)		16	80234880	0	0	80234880	46.7649	80234880	0	80234880	46.7649	0	46.7649	8000000	9.9707	26701286	33.2789	80234880
2 Foreign																		
(a) Individuals (Non-Resident Individuals / Foreign Individuals)		0	0	0	0	0	0.0000	0	0	0	0.0000	0	0.0000	0	0.0000	0	0.0000	0
(b) Government		0	0	0	0	0	0.0000	0	0	0	0.0000	0	0.0000	0	0.0000	0	0.0000	0
(c) Institutions		0	0	0	0	0	0.0000	0	0	0	0.0000	0	0.0000	0	0.0000	0	0.0000	0
(d) Foreign Portfolio Investor		0	0	0	0	0	0.0000	0	0	0	0.0000	0	0.0000	0	0.0000	0	0.0000	0
(e) Any Other (Specify)		0	0	0	0	0	0.0000	0	0	0	0.0000	0	0.0000	0	0.0000	0	0.0000	0
Sub Total (A)(2)		0	0	0	0	0	0.0000	0	0	0	0.0000	0	0.0000	0	0.0000	0	0.0000	0
Total Shareholding Of Promoter And Promoter Group (A)= (A)(1)+(A)(2)		16	80234880	0	0	80234880	46.7649	80234880	0	80234880	46.7649	0	46.7649	8000000	9.9707	26701286	33.2789	80234880


Details of Shares which remain unclaimed may be given hear along with details such as number of shareholders, outstanding shares held in demat/unclaimed suspense account, voting rights which are frozen etc.

Not

(1) PAN would not be displayed on website of Stock Exchange(s)

(2) The term 'Encumbrance' has the same meaning as assigned under regulation 28(3) of SEBI (Substantial Acquisition of Shares and Takeovers) Regulations, 2011.

*Handwritten signature*





**Sadbhav Engineering Limited**

**Table III - Statement showing shareholding pattern of the Public shareholder**

Category & Name of the shareholders	PAN	Nos. of shareholders	No. of fully paid up equity shares held	Partly paid-up equity shares held	No. of shares underlying Depository Receipts	Total nos. shares held	Shareholding % calculated as per SCRR, 1957 As a % of (A+B+C2)	Number of Voting Rights held in each class of securities			No. of Shares	Shareholding, as a % assuming full conversion of convertible securities (as a percentage of diluted share capital) (including Warrants)	Number of Locked in shares		Number of Shares pledged or otherwise		Number of equity shares held in dematerialised form	
								No of Voting Rights					Total as a % of (A+B+C)	No.	As a % of total Shares held(b)	No.		As a % of total Shares held(b)
								Class eg: X	Class eg: y	Total								
(I)	(II)	(III)	(IV)	(V)	(VI)	(VII) = (IV)+(V)+(VI)	(VIII) As a % of (A+B+C2)	(IX)			(X)	(XI) = (VII)+(X) As a % of (A+B+C2)	(XII)	(XIII)	(XIV)			
<b>1 Institutions</b>																		
(a) Mutual Fund		74	43341747	0	0	43341747	25.2617	43341747	0	43341747	25.2617	0	25.2617	0	0.0000	NA	NA	43341747
Icici Prudential Value Discovery Fund	AAAAI0038F		9206830	0	0	9206830	5.3662	9206830	0	9206830	5.3662	0	5.3662	0	0.0000	NA	NA	9206830
Hdfc Trustee Company Ltd - A/C Hdfc Mid - Capopportunities Fund	AAATH1809A		4547434	0	0	4547434	2.6505	4547434	0	4547434	2.6505	0	2.6505	0	0.0000	NA	NA	4547434
Hdfc Trustee Company Limited - Hdfc Tax Saverfund	AAATH1809A		3914010	0	0	3914010	2.2813	3914010	0	3914010	2.2813	0	2.2813	0	0.0000	NA	NA	3914010
Tata Balanced Fund	AAAT70570A		2500000	0	0	2500000	1.4571	2500000	0	2500000	1.4571	0	1.4571	0	0.0000	NA	NA	2500000
Sbi Blue Chip Fund	AABTS6407Q		1953403	0	0	1953403	1.1385	1953403	0	1953403	1.1385	0	1.1385	0	0.0000	NA	NA	1953403
Hdfc Trustee Company Limited A/C Hdfc Balanced Fund	AAATH1809A		1750000	0	0	1750000	1.0200	1750000	0	1750000	1.0200	0	1.0200	0	0.0000	NA	NA	1750000
Sbi Magnum Midcap Fund	AABTS6407Q		1716939	0	0	1716939	1.0007	1716939	0	1716939	1.0007	0	1.0007	0	0.0000	NA	NA	1716939
(b) Venture Capital Funds		0	0	0	0	0	0.0000	0	0	0	0.0000	0	0.0000	0	0.0000	NA	NA	0
(c) Alternate Investment Funds		0	0	0	0	0	0.0000	0	0	0	0.0000	0	0.0000	0	0.0000	NA	NA	0
(d) Foreign Venture Capital Investors		0	0	0	0	0	0.0000	0	0	0	0.0000	0	0.0000	0	0.0000	NA	NA	0
(e) Foreign Portfolio Investor		97	30102494	0	0	30102494	17.5452	30102494	0	30102494	17.5452	0	17.5452	0	0.0000	NA	NA	30102494

*T. Suresh*





	Nomura India Investment Fund Mother Fund	AAAAN3240L		6576284	0	0	6576284	3.8330	6576284	0	6576284	3.8330	0	3.8330	0	0.0000	NA	NA	6576284
	Abu Dhabi Investment Authority - Behave	AAACA438DN		2952184	0	0	2952184	1.7207	2952184	0	2952184	1.7207	0	1.7207	0	0.0000	NA	NA	2952184
	Government Pension Fund Global	AACCN1454E		2610651	0	0	2610651	1.5216	2610651	0	2610651	1.5216	0	1.5216	0	0.0000	NA	NA	2610651
	Eastspring Investments India Infrastructure Equity Open Limited	AAECP0236A		2169711	0	0	2169711	1.2646	2169711	0	2169711	1.2646	0	1.2646	0	0.0000	NA	NA	2169711
	India Midcap (Mauritius) Ltd.	AACCI2898H		1906035	0	0	1906035	1.1109	1906035	0	1906035	1.1109	0	1.1109	0	0.0000	NA	NA	1906035
(f)	Financial Institutions / Banks		5	40777	0	0	40777	0.0238	40777	0	40777	0.0238	0	0.0238	0	0.0000	NA	NA	40777
(g)	Insurance Companies		0	0	0	0	0	0.0000	0	0	0	0.0000	0	0.0000	0	0.0000	NA	NA	40777
(h)	Provident Funds/ Pension Funds		0	0	0	0	0	0.0000	0	0	0	0.0000	0	0.0000	0	0.0000	NA	NA	0
(i)	Any Other (Specify)		0	0	0	0	0	0.0000	0	0	0	0.0000	0	0.0000	0	0.0000	NA	NA	0
	Sub Total (B)(1)		176	73485018	0	0	73485018	42.8307	73485018	0	73485018	42.8307	0	42.8307	0	0.0000	NA	NA	73485018
2	Central Government/ State Government(s)/ President of India		0	0	0	0	0	0.0000	0	0	0	0.0000	0	0.0000	0	0.0000	NA	NA	0
	Sub Total (B)(2)		0	0	0	0	0	0.0000	0	0	0	0.0000	0	0.0000	0	0.0000	NA	NA	0
3	Non-Institutions																		
(a)	Individuals																		
	i. Individual shareholders holding nominal share capital up to Rs. 2 lakhs.		10553	3395834	0	0	3395834	1.9793	3395834	0	3395834	1.9793	0	1.9793	0	0.0000	NA	NA	3395269
	ii. Individual shareholders holding nominal share capital in excess of Rs. 2 lakhs.		0	0	0	0	0	0.0000	0	0	0	0.0000	0	0.0000	0	0.0000	NA	NA	0
(b)	NBFCs registered with RBI		0	0	0	0	0	0.0000	0	0	0	0.0000	0	0.0000	0	0.0000	NA	NA	0
(c)	Employee Trusts		0	0	0	0	0	0.0000	0	0	0	0.0000	0	0.0000	0	0.0000	NA	NA	0
(d)	Overseas Depositories(holding DRs) (balancing figure)		0	0	0	0	0	0.0000	0	0	0	0.0000	0	0.0000	0	0.0000	NA	NA	0
(e)	Any Other (Specify)		1068	14455068	0	0	14455068	8.4251	14455068	0	14455068	8.4251	0	8.4251	0	0.0000	NA	NA	14455068
	Independent Directors and their Relatives		3	20840	0	0	20840	0.0121	20840	0	20840	0.0121	0	0.0121	0	0.0000	NA	NA	20840
	Hindu Undivided Family		321	244564	0	0	244564	0.1425	244564	0	244564	0.1425	0	0.1425	0	0.0000	NA	NA	244564
	Non Resident Indians (Non Repat)		94	372133	0	0	372133	0.2169	372133	0	372133	0.2169	0	0.2169	0	0.0000	NA	NA	372133
	Non Resident Indians (Repat)		253	134040	0	0	134040	0.0781	134040	0	134040	0.0781	0	0.0781	0	0.0000	NA	NA	134040
	Clearing Member		147	109723	0	0	109723	0.0640	109723	0	109723	0.0640	0	0.0640	0	0.0000	NA	NA	109723
	Bodies Corporate		250	13573768	0	0	13573768	7.9115	13573768	0	13573768	7.9115	0	7.9115	0	0.0000	NA	NA	13573768
	Icici Prudential Life Insurance Company Ltd	AAACI7351P		7950800	0	0	7950800	4.6341	7950800	0	7950800	4.6341	0	4.6341	0	0.0000	NA	NA	7950800
	Sub Total (B)(3)		11621	17850902	0	0	17850902	10.4044	17850902	0	17850902	10.4044	0	10.4044	0	0.0000	NA	NA	17850337
	Total Public Shareholding (B)= (B)(1)+(B)(2)+(B)(3)		11797	91335920	0	0	91335920	53.2351	91335920	0	91335920	53.2351	0	53.2351	0	0.0000	NA	NA	91335355

Details of the shareholders acting as persons in Concert including their Shareholding (No. and %):

No. of shareholders	No. of
NITIN R PATEL	101

Details of Shares which remain unclaimed may be given hear along with details such as number of shareholders, outstanding shares held in demat/unclaimed suspense account, voting rights which are frozen etc.

No. of shareholders	No. of Shares
3	1050

*T. Suresh*


Not

(1) PAN would not be displayed on website of Stock Exchange(s).

(2) The above format needs to disclose name of all holders holding more than 1% of total number of shares

(3) W.r.t. the information pertaining to Depository Receipts, the same may be disclosed in the respective columns to the extent information available and the balance to be disclosed as held by custodian.

*Tom Shel...*



**Sadbhav Engineering Limited**

**Table IV - Statement showing shareholding pattern of the Non Promoter- Non Public shareholder**

Category & Name of the shareholders	PAN	Nos. of shareholders	No. of fully paid up equity shares held	Partly paid-up equity shares held	No. of shares underlying Depository Receipts	Total nos. shares held	Shareholding % calculated as per SCRR, 1957 As a % of (A+B+C2)	Number of Voting Rights held in each class of securities			No. of Shares Underlying Outstanding convertible securities (including Warrants)	Shareholding, as a % assuming full conversion of convertible securities (as a percentage of diluted share capital)	Number of Locked in shares		Number of Shares pledged or otherwise encumbered		Number of equity shares held in dematerialised form	
								No of Voting Rights					Total as a % of (A+B+C)	No. (a)	As a % of total Shares held(b)	No. (a)		As a % of total Shares held(b)
								Class eg: X	Class eg: y	Total								
(I)	(II)	(III)	(IV)	(V)	(VI)	(VII) = (IV)+(V)+(VI)	(VIII) As a % of (A+B+C2)	(IX)			(X)	(XI) = (VII)+(X) As a % of (A+B+C2)	(XII)		(XIII)		(XIV)	
1 Custodian/DR Holder		0	0	0	0	0	0.0000	0	0	0	0.0000	0	0.0000	0	0.0000	NA	NA	0
2 Employee Benefit Trust (under SEBI (Share based Employee Benefit) Regulations, 2014)		0	0	0	0	0	0.0000	0	0	0	0.0000	0	0.0000	0	0.0000	NA	NA	0
Total Non-Promoter- Non Public Shareholding (C)= (C)(1)+(C)(2)		0	0	0	0	0	0.0000	0	0	0	0.0000	0	0.0000	0	0.0000	NA	NA	0

(1) PAN would not be displayed on website of Stock Exchange(s).

(2) The above format needs to disclose name of all holders holding more than 1% of total number of shares

(3) W.r.t. the information pertaining to Depository Receipts, the same may be disclosed in the respective columns to the extent information available and the balance to be

*T. Kundu Shukla*

