

Shareholding Pattern under Regulation 31 of SEBI (Listing Obligations and Disclosure Requirements) Regulations, 2015



1.	Name of Listed Entity: Sadbhav Engineering Limited		
2.	Scrip Code/Name of Scrip/Class of Security: 532710		
3.	Share Holding Pattern Filed under: Reg. 31(1)(a)/Reg. 31(1)(b)/Reg.31(1)(c)		
	a.	If under 31(1)(b) then indicate the report for Quarter ending-30.06.2016	
	b.	If under 31(1)(c) then indicate date of allotment/extinguishment	
4.	Declaration: The Listed entity is required to submit the following declaration to the extent of submission of information:-		
			Yes*
			No*
		Particulars	
	1	Whether the Listed Entity has issued any partly paid up shares?	No
	2	Whether the Listed Entity has issued any Convertible Securities or Warrants?	No
	3	Whether the Listed Entity has any shares against which depository receipts are issued?	No
	4	Whether the Listed Entity has any shares in locked-in?	Yes
	5	Whether any shares held by promoters are pledge or otherwise encumbered?	Yes
	* If the Listed Entity selects the option 'No' for the questions above, the columns for the partly paid up shares, Outstanding Convertible Securities/Warrants, depository receipts, locked-in shares, No of shares pledged or otherwise encumbered by promoters, as applicable, shall not be displayed at the time of dissemination on the Stock Exchange website. Also wherever there is 'No' declared by Listed Entity in above table the values will be considered as 'Zero' by default on submission of the format of holding of specified securities.		

Thomas S...



Sadbhav Engineering Limited
Table I - Summary Statement holding of specified securities

Category	Category of shareholder	Nos. of shareholders	No. of fully paid up equity shares held	No. of Partly paid-up equity shares held	No. of shares underlying Depository Receipts	Total nos. shares held	Shareholding as a % of total no. of shares (calculated as per SCRR, 1957)	Number of Voting Rights held in each class of securities			No. of Shares Underlying Outstanding convertible securities (including Warrants)	Shareholding, as a % assuming full conversion of convertible securities (as a percentage of diluted share capital)	Number of Locked in shares		Number of Shares pledged or otherwise encumbered		Number of equity shares held in dematerialised form	
								No of Voting Rights					Total as a % of (A+B+C)	No. (a)	As a % of total Shares held(b)	No. (a)		As a % of total Shares held(b)
								Class eg: X	Class eg: Y	Total								
(I)	(II)	(III)	(IV)	(V)	(VI)	(VII) =	(VIII) As a	(IX)			(X)	(XI) =	(XII)		(XIII)		(XIV)	
(A)	Promoter & Promoter Group	17	80909880	0	0	80909880	47.1583	80909880	0	80909880	47.1583	0	47.1583	8000000	9.8875	26946549	33.304300	80909880
(B)	Public	12053	90660920	0	0	90660920	52.8417	90660920	0	90660920	52.8417	0	52.8417	0	0.0000	NA	NA	90660275
(C)	Non Promoter - Non Public				0				0			0			0.0000	NA	NA	
(C1)	Shares Underlying DRs	0	0	0	0	0	0.0000	0	0	0	0.0000	0	0.0000	0	0.0000	NA	NA	0
(C2)	Shares Held By Employee Trust	0	0	0	0	0	0.0000	0	0	0	0.0000	0	0.0000	0	0.0000	NA	NA	0
	Total	12070	171570800	0	0	171570800	100.0000	171570800	0	171570800	100.0000	0	100.0000	8000000	4.6627	26946549	15.705700	171570155


Sadbhav Engineering Limited

Table II - Statement showing shareholding pattern of the Promoter and Promoter Group

Category & Name of the shareholders	PAN	Nos. of shareholders	No. of fully paid up equity shares held	Partly paid-up equity shares held	No. of shares underlying Depository Receipts	Total nos. shares held	Shareholding % calculated as per SCRR, 1957 As a % of (A+B+C2)	Number of Voting Rights held in each class of securities			No. of Shares Underlying Outstanding convertible securities (including Warrants)	Shareholding, as a % assuming full conversion of convertible securities (as a percentage of diluted share capital)	Number of Locked in shares		Number of Shares pledged or otherwise encumbered		Number of equity shares held in demat/ allised form	
								No of Voting Rights					Total as a % of (A+B+C)	No. (a)	As a % of total Shares held(b)	No. (a)		As a % of total Shares held(b)
								Class eg: X	Class eg: y	Total								
(I)	(II)	(III)	(IV)	(V)	(VI)	(VII) =	(VIII) As a % of (A+B+C)	(IX)	(X)	(XI) =	(XII)	(XIII)	(XIV)					
1 Indian																		
(a) Individuals / Hindu Undivided Family		15	60370765	0	0	60370765	35.1871	60370765	0	60370765	35.1871	0	35.1871	8000000	13.2514	10401274	17.2290	60370765
Patel Vishnubhai Mafatal	AHPP8757L	3	23543220	0	0	23543220	13.7222	23543220	0	23543220	13.7222	0	13.7222	5600000	23.7860	6877304	29.2114	23543220
Patel Shantaben V	ABGPP7486A	1	14715375	0	0	14715375	8.5769	14715375	0	14715375	8.5769	0	8.5769	0	0.0000	0	0.0000	14715375
Shashin Vishnubhai Patel	AFRPP5274P	1	5499720	0	0	5499720	3.2055	5499720	0	5499720	3.2055	0	3.2055	0	0.0000	0	0.0000	5499720
Vikram Rasiklal Patel	ACHPP0255D	1	4608750	0	0	4608750	2.6862	4608750	0	4608750	2.6862	0	2.6862	1200000	26.0374	1592485	34.5535	4608750
Vishnubhai Mafatal Patel	AAHPP6777I	1	4581700	0	0	4581700	2.6704	4581700	0	4581700	2.6704	0	2.6704	0	0.0000	0	0.0000	4581700
Vasista Patel	AATPP3517C	1	3202150	0	0	3202150	1.8664	3202150	0	3202150	1.8664	0	1.8664	1200000	37.4748	1931485	60.3184	3202150
Alpa Dharmin Patel	ABYPP7961Q	1	675500	0	0	675500	0.3937	675500	0	675500	0.3937	0	0.3937	0	0.0000	0	0.0000	675500
Bhavna Vikramkumar Patel	ADGPP8496G	1	675500	0	0	675500	0.3937	675500	0	675500	0.3937	0	0.3937	0	0.0000	0	0.0000	675500
Patel Girishbhai Nandubhai	ABEPP8969L	1	675500	0	0	675500	0.3937	675500	0	675500	0.3937	0	0.3937	0	0.0000	0	0.0000	675500
Patel Rajeshreebhai Vishnubhai	ACMP1895J	1	675500	0	0	675500	0.3937	675500	0	675500	0.3937	0	0.3937	0	0.0000	0	0.0000	675500
Patel Rekhaben Vishnubhai	ACKPP7022P	1	675500	0	0	675500	0.3937	675500	0	675500	0.3937	0	0.3937	0	0.0000	0	0.0000	675500
Patel Truptiben Vishnubhai	ABHPP4048F	1	675500	0	0	675500	0.3937	675500	0	675500	0.3937	0	0.3937	0	0.0000	0	0.0000	675500
Vipul Harishchandra Patel	AFCPP9920C	1	166850	0	0	166850	0.0972	166850	0	166850	0.0972	0	0.0972	0	0.0000	0	0.0000	166850
(b) Central Government / State Government(s)		0	0	0	0	0	0.0000	0	0	0	0.0000	0	0.0000	0	0.0000	0	0.0000	0
(c) Financial Institutions / Banks		0	0	0	0	0	0.0000	0	0	0	0.0000	0	0.0000	0	0.0000	0	0.0000	0
(d) Any Other (Specify)		2	20539115	0	0	20539115	11.9712	20539115	0	20539115	11.9712	0	11.9712	0	0.0000	16545275	80.5550	20539115
Promoter Trust		1	3993840	0	0	3993840	2.3278	3993840	0	3993840	2.3278	0	2.3278	0	0.0000	0	0.0000	3993840
Santokba Trust	AACT2065B	1	3993840	0	0	3993840	2.3278	3993840	0	3993840	2.3278	0	2.3278	0	0.0000	0	0.0000	3993840
Bodies Corporate		1	16545275	0	0	16545275	9.6434	16545275	0	16545275	9.6434	0	9.6434	0	0.0000	16545275	100.0000	16545275
Sadbhav Finstock Private Limited	AAACS1036R	1	16545275	0	0	16545275	9.6434	16545275	0	16545275	9.6434	0	9.6434	0	0.0000	16545275	100.0000	16545275
Sub Total (A)(1)		17	80909880	0	0	80909880	47.1583	80909880	0	80909880	47.1583	0	47.1583	8000000	9.8875	26946549	33.3044	80909880
2 Foreign																		
(a) Individuals (Non-Resident Individuals / Foreign Individuals)		0	0	0	0	0	0.0000	0	0	0	0.0000	0	0.0000	0	0.0000	0	0.0000	0
(b) Government		0	0	0	0	0	0.0000	0	0	0	0.0000	0	0.0000	0	0.0000	0	0.0000	0
(c) Institutions		0	0	0	0	0	0.0000	0	0	0	0.0000	0	0.0000	0	0.0000	0	0.0000	0
(d) Foreign Portfolio Investor		0	0	0	0	0	0.0000	0	0	0	0.0000	0	0.0000	0	0.0000	0	0.0000	0
(e) Any Other (Specify)		0	0	0	0	0	0.0000	0	0	0	0.0000	0	0.0000	0	0.0000	0	0.0000	0
Sub Total (A)(2)		0	0	0	0	0	0.0000	0	0	0	0.0000	0	0.0000	0	0.0000	0	0.0000	0
Total Shareholding Of Promoter And Promoter Group (A)=(A)(1)+(A)(2)		17	80909880	0	0	80909880	47.1583	80909880	0	80909880	47.1583	0	47.1583	8000000	9.8875	26946549	33.3044	80909880

Details of Shares which remain unclaimed may be given hear along with details such as number of shareholders, outstanding shares held in demat/unclaimed suspense account, voting rights which are frozen etc.



Note :
 (1) PAN would not be displayed on website of Stock Exchange(s)
 (2) The term 'Encumbrance' has the same meaning as assigned under regulation 2B(3) of SEBI (Substantial Acquisition of Shares and Takeovers) Regulations, 2011.



Sadbhav Engineering Limited

Table III - Statement showing shareholding pattern of the Public shareholder

Category & Name of the shareholders	PAN	Nos. of share holders	No. of fully paid up equity shares held	Partly paid-up equity shares held	No. of shares underlying Depository Receipts	Total nos. shares held	Shareholding % calculated as per SCRR, 1957 As a % of (A+B+C2)	Number of Voting Rights held in each class of securities			No. of Shares Underlying Outstanding convertible securities (including Warrants)	Shareholding, as a % assuming full conversion of convertible securities (as a percentage of diluted share capital)	Number of Locked in shares		Number of Shares pledged or otherwise		Number of equity shares held in dematerialised form	
								No of Voting Rights		Total as a % of (A+B+C)			No. (a)	As a % of total Shares held(b)	No. (a)	As a % of total Shares held(b)		
								Class eg: X	Class eg: y									Total
(I)	(II)	(III)	(IV)	(V)	(VI)	(VII) =	(VIII) As a	(IX)			(X)	(XI) =	(XII)	(XIII)	(XIV)			
1 Institutions																		
(a) Mutual Fund		78	44296301	0	0	44296301	25.8181	44296301	0	44296301	25.8181	0	25.8181	0	0.0000	NA	NA	44296301
Icici Prudential Value Discovery Fund	AAAAI0038F		9206830	0	0	9206830	5.3662	9206830	0	9206830	5.3662	0	5.3662	0	0.0000	NA	NA	9206830
Hdfc Trustee Company Ltd - A/C Hdfc Mid - Capopportunities Fund	AAATH1809A		4472434	0	0	4472434	2.6068	4472434	0	4472434	2.6068	0	2.6068	0	0.0000	NA	NA	4472434
Hdfc Trustee Company Limited - Hdfc Tax Saverfund	AAATH1809A		3914010	0	0	3914010	2.2813	3914010	0	3914010	2.2813	0	2.2813	0	0.0000	NA	NA	3914010
Tata Balanced Fund	AAATT0570A		2500000	0	0	2500000	1.4571	2500000	0	2500000	1.4571	0	1.4571	0	0.0000	NA	NA	2500000
Hdfc Trustee Company Limited-Hdfc Equity Fund	AAATH1809A		2003000	0	0	2003000	1.1674	2003000	0	2003000	1.1674	0	1.1674	0	0.0000	NA	NA	2003000
Hdfc Trustee Company Limited - Hdfc Infrastructure Fund	AAATH1809A		1982165	0	0	1982165	1.1553	1982165	0	1982165	1.1553	0	1.1553	0	0.0000	NA	NA	1982165
Hdfc Trustee Company Limited A/C Hdfc Balanced Fund	AAATH1809A		1750000	0	0	1750000	1.0200	1750000	0	1750000	1.0200	0	1.0200	0	0.0000	NA	NA	1750000
(b) Venture Capital Funds		0	0	0	0	0	0.0000	0	0	0	0.0000	0	0.0000	0	0.0000	NA	NA	0
(c) Alternate Investment Funds		0	0	0	0	0	0.0000	0	0	0	0.0000	0	0.0000	0	0.0000	NA	NA	0
(d) Foreign Venture Capital Investors		0	0	0	0	0	0.0000	0	0	0	0.0000	0	0.0000	0	0.0000	NA	NA	0
(e) Foreign Portfolio Investor		93	27674797	0	0	27674797	16.1302	27674797	0	27674797	16.1302	0	16.1302	0	0.0000	NA	NA	27674797
Nomura India Investment Fund Mother Fund	AAAAN3240L		4962983	0	0	4962983	2.8927	4962983	0	4962983	2.8927	0	2.8927	0	0.0000	NA	NA	4962983
Abu Dhabi Investment Authority - Behave	AAACA4380N		3125746	0	0	3125746	1.8218	3125746	0	3125746	1.8218	0	1.8218	0	0.0000	NA	NA	3125746
Eastspring Investments India Infrastructure Equity Open Limited	AAECP0236A		2169711	0	0	2169711	1.2646	2169711	0	2169711	1.2646	0	1.2646	0	0.0000	NA	NA	2169711
Kotak Mahindra (UK) Ltd A/C India Midcap (Mauritius) Ltd	AAACCI2898H		1974050	0	0	1974050	1.1506	1974050	0	1974050	1.1506	0	1.1506	0	0.0000	NA	NA	1974050
(f) Financial Institutions / Banks		5	32612	0	0	32612	0.0190	32612	0	32612	0.0190	0	0.0190	0	0.0000	NA	NA	32612
(g) Insurance Companies		0	0	0	0	0	0.0000	0	0	0	0.0000	0	0.0000	0	0.0000	NA	NA	0
(h) Provident Funds/ Pension Funds		0	0	0	0	0	0.0000	0	0	0	0.0000	0	0.0000	0	0.0000	NA	NA	0
(i) Any Other (Specify)		0	0	0	0	0	0.0000	0	0	0	0.0000	0	0.0000	0	0.0000	NA	NA	0
Sub Total (B)(1)		176	72003710	0	0	72003710	41.9673	72003710	0	72003710	41.9673	0	41.9673	0	0.0000	NA	NA	72003710
2 Central Government/ State Government(s)/ President of India																		
Sub Total (B)(2)		0	0	0	0	0	0.0000	0	0	0	0.0000	0	0.0000	0	0.0000	NA	NA	0
3 Non-Institutions																		

(a)	Individuals			0	0									0		NA	NA	
	i. Individual shareholders holding nominal share capital up to Rs. 2 lakhs.	10770	3534796	0	0	3534796	2.0603	3534796	0	3534796	2.0603	0	2.0603	0	0.0000	NA	NA	3534151
	ii. Individual shareholders holding nominal share capital in excess of Rs. 2 lakhs.	0	0	0	0	0	0.0000	0	0	0	0.0000	0	0.0000	0	0.0000	NA	NA	0
(b)	NBFCs registered with RBI	0	0	0	0	0	0.0000	0	0	0	0.0000	0	0.0000	0	0.0000	NA	NA	0
(c)	Employee Trusts	0	0	0	0	0	0.0000	0	0	0	0.0000	0	0.0000	0	0.0000	NA	NA	0
(d)	Overseas Depositories(holding DRs) (balancing figure)	0	0	0	0	0	0.0000	0	0	0	0.0000	0	0.0000	0	0.0000	NA	NA	0
(e)	Any Other (Specify)	1107	15122414	0	0	15122414	8.8141	15122414	0	15122414	8.8141	0	8.8141	0	0.0000	NA	NA	15122414
	Trusts	1	3000	0	0	3000	0.0017	3000	0	3000	0.0017	0	0.0017	0	0.0000	NA	NA	3000
	Independent Director & their relatives	3	20840	0	0	20840	0.0121	20840	0	20840	0.0121	0	0.0121	0	0.0000	NA	NA	20840
	Hindu Undivided Family	332	253899	0	0	253899	0.1480	253899	0	253899	0.1480	0	0.1480	0	0.0000	NA	NA	253899
	Non Resident Indians (Non Repat)	92	368239	0	0	368239	0.2146	368239	0	368239	0.2146	0	0.2146	0	0.0000	NA	NA	368239
	Non Resident Indians (Repat)	251	134263	0	0	134263	0.0783	134263	0	134263	0.0783	0	0.0783	0	0.0000	NA	NA	134263
	Clearing Member	175	104379	0	0	104379	0.0608	104379	0	104379	0.0608	0	0.0608	0	0.0000	NA	NA	104379
	Bodies Corporate	253	14237794	0	0	14237794	8.2985	14237794	0	14237794	8.2985	0	8.2985	0	0.0000	NA	NA	14237794
	Icici Prudential Life Insurance Company Ltd	AAACI7351P	7960993	0	0	7960993	4.6401	7960993	0	7960993	4.6401	0	4.6401	0	0.0000	NA	NA	7960993
	Sub Total (B)(3)	11877	18657210	0	0	18657210	10.8744	18657210	0	18657210	10.8744	0	10.8744	0	0.0000	NA	NA	18656565
	Total Public Shareholding (B)= (B)(1)+(B)(2)+(B)(3)	12053	90660920	0	0	90660920	52.8417	90660920	0	90660920	52.8417	0	52.8417	0	0.0000	NA	NA	90660275

Details of the shareholders acting as persons in Concert including their Shareholding (No. and %):

Name of shareholders	No. of Shares
NITIN R PATEL	101

Details of Shares which remain unclaimed may be given hear along with details such as number of shareholders, outstanding shares held in demat/unclaimed suspense account, voting rights which are frozen etc.


No. of shareholders	No. of Shares
3	1050

Not

(1) PAN would not be displayed on website of Stock Exchange(s).

(2) The above format needs to disclose name of all holders holding more than 1% of total number of shares

(3) W.r.t. the information pertaining to Depository Receipts, the same may be disclosed in the respective columns to the extent information available and the balance to be disclosed as held by custodian.



Sadbhav Engineering Limited
Table IV - Statement showing shareholding pattern of the Non Promoter- Non Public shareholder

Category & Name of the shareholders	PAN	Nos. of shareholders	No. of fully paid up equity shares held	Partly paid-up equity shares held	No. of shares underlying Depository Receipts	Total nos. shares held	Shareholding % calculated as per SCRR, 1957 As a % of (A+B+C2)	Number of Voting Rights held in each class of securities			No. of Shares Underlying Outstanding convertible securities (including Warrants)	Shareholding, as a % assuming full conversion of convertible securities (as a percentage of diluted share capital)	Number of Locked in shares		Number of Shares pledged or otherwise encumbered		Number of equity shares held in dematerialised form	
								No of Voting Rights					Total as a % of (A+B+C)	No. (a)	As a % of total Shares held(b)	No. (a)		As a % of total Shares held(b)
								Class eg: X	Class eg: y	Total								
(I)	(II)	(III)	(IV)	(V)	(VI)	(VII) = (IV)+(V)+(VI)	(VIII) As a % of (A+B+C2)	(IX)			(X)	(XI) = (VII)+(X) As a % of (A+B+C2)	(XII)		(XIII)		(XIV)	
1 Custodian/DR Holder		0	0	0	0	0	0.0000	0	0	0	0.0000	0	0.0000	0	0.0000	NA	NA	0
2 Employee Benefit Trust (under SEBI (Share based Employee Benefit) Regulations, 2014)		0	0	0	0	0	0.0000	0	0	0	0.0000	0	0.0000	0	0.0000	NA	NA	0
Total Non-Promoter- Non Public Shareholding (C)= (C)(1)+(C)(2)		0	0	0	0	0	0.0000	0	0	0	0.0000	0	0.0000	0	0.0000	NA	NA	0

No

(1) PAN would not be displayed on website of Stock Exchange(s).

(2) The above format needs to disclose name of all holders holding more than 1% of total number of shares

(3) W.r.t. the information pertaining to Depository Receipts, the same may be disclosed in the respective columns to the extent information available and the balance to be disclosed as held by custodian.

T. Chandan Singh

