



**I (a) Statement Showing Shareholding Pattern**


<b>Name of the Company: Sadbhav Engineering Limited</b>			
<b>Scrp Code:- 532710 Name of the Scrip:- SADBHAV class of Security:- Equity</b>			
<b>Quarter ended on DECEMBER, 2013</b>			
<b>Partly paid-up shares:</b>	<b>No. of partly paid-up shares</b>	<b>As a % of total no. of partly paid-up shares</b>	<b>As a % of total no. of shares of the company</b>
Held by promoter/promoter group	0	0	0
Held by public	0	0	0
<b>Total-----&gt;</b>	<b>0</b>	<b>0</b>	<b>0</b>
<b>Outstanding convertible securities:-</b>	<b>No. of outstanding Securities</b>	<b>As a % of total no. of outstanding convertible securities</b>	<b>As a % of total no. of shares of the company, assuming full conversion of the convertible securities</b>
Held by promoter/promoter group	0	0	0
Held by public	0	0	0
<b>Total -----&gt;</b>	<b>0</b>	<b>0</b>	<b>0</b>
<b>Warrants:-</b>	<b>No. of Warrants</b>	<b>As a % of total no. of warrants</b>	<b>As a % of total no. of shares of the company, assuming full conversion of warrants</b>
Held by promoter/promoter group	8000000	100.00	5.02
Held by public	0	0.00	0.00
<b>Total -----&gt;</b>	<b>8000000</b>	<b>100</b>	<b>5.02</b>
<b>Total paid-up capital of the company, assuming full of conversion of warrants and convertible securities</b>	<b>159429550</b>		




I(a) Statement Showing Shareholding Pattern								
Category code (I)	Category of Shareholder (II)	Number of Shareholders (III)	Total number of shares (IV)	Number of shares held in dematerialized form (V)	Total shareholding as a percentage of total number of shares		Shares pledged or otherwise encumbered	
					As a percentage of (A+B) <sup>1</sup> (VI)	As a percentage of (A+B+C) (VII)	Number of shares (VIII)	As a percentage IX=(VIII/(IV))*100
(A)	<b>Shareholding of Promoter and Promoter Group<sup>2</sup></b>							
1	<b>Indian</b>							
(a)	Individuals/ Hindu Undivided Family	14	53296765	53296765	35.20	35.20	0	0.00
(b)	Central Government/ State Government(s)		0	0	0.00	0.00	0	0.00
(c)	Bodies Corporate	1	16545275	16545275	10.93	10.93	0	0.00
(d)	Financial Institutions/ Banks	0	0	0	0.00	0.00	0	0.00
(e)	Any Others(Specify)- Trust	1	3993840	3993840	2.64	2.64	0	0.00
	<b>Sub Total(A)(1)</b>	<b>16</b>	<b>73835880</b>	<b>73835880</b>	<b>48.76</b>	<b>48.76</b>	<b>0</b>	<b>0.00</b>
2	<b>Foreign</b>							
a	Individuals (Non-Residents Individuals/ Foreign Individuals)	0	0	0	0.00	0.00	0	0.00
b	Bodies Corporate	0	0	0	0.00	0.00	0	0.00
c	Institutions	0	0	0	0.00	0.00	0	0.00
d	Qualified Foreign Investor	0	0	0	0.00	0.00	0	0.00
e	Any Others(Specify)	0	0	0	0.00	0.00	0	0.00
	<b>Sub Total(A)(2)</b>	<b>0</b>	<b>0</b>	<b>0</b>	<b>0.00</b>	<b>0.00</b>	<b>0</b>	<b>0.00</b>
	<b>Total Shareholding of Promoter and Promoter Group (A)= (A)(1)+(A)(2)</b>	<b>16</b>	<b>73835880</b>	<b>73835880</b>	<b>48.76</b>	<b>48.76</b>	<b>0</b>	<b>0.00</b>



Category code (I)	Category of Shareholder (II)	Number of Shareholders (III)	Total number of shares (IV)	Number of shares held in dematerialized form (V)	Total shareholding as a percentage of total number of shares		Shares pledged or otherwise encumbered	
					As a percentage of (A+B) <sup>1</sup> (VI)	As a percentage of (A+B+C) (VII)	Number of shares (VIII)	As a percentage IX=(VIII)/(IV)* 100
<b>(B)</b>	<b>Public shareholding</b>							
<b>I</b>	<b>Institutions</b>							
(a)	Mutual Funds/ UTI	65	40172067	40172067	26.53	26.53	0	0.00
(b)	Financial Institutions / Banks	0	0	0	0.00	0.00	0	0.00
(c)	Central Government/ State Government(s)	0	0	0	0.00	0.00	0	0.00
(d)	Venture Capital Funds	0	0	0	0.00	0.00	0	0.00
(e)	Insurance Companies	0	0	0	0.00	0.00	0	0.00
(f)	Foreign Institutional Investors	25	24807544	24807544	16.38	16.38	0	0.00
(g)	Foreign Venture Capital Investors	0	0	0	0.00	0.00	0	0.00
(h)	Qualified Foreign Investor	0	0	0	0.00	0.00	0	0.00
(i)	Any Other (specify)	0	0	0	0.00	0.00	0	0.00
	<b>Sub-Total (B)(1)</b>	<b>90</b>	<b>64979611</b>	<b>64979611</b>	<b>42.91</b>	<b>42.91</b>	<b>0</b>	<b>0.00</b>
<b>B 2</b>	<b>Non-institutions</b>							
(a)	Bodies Corporate	244	8320939	8320939	5.49	5.49	1502671	18.06
(b)	Individuals							
<b>I</b>	Individuals -i. Individual shareholders holding nominal share capital up to Rs 1 lakh	7820	3902740	3902110	2.58	2.58	41641	1.07
<b>II</b>	Individual shareholders holding nominal share capital in excess of Rs. 1 lakh.	1	115450	115450	0.08	0.08	0	0.00
(c)	Qualified Foreign Investor	0	0	0	0.00	0.00	0	0.00
(d)	Any Other (specify)							
(d-i)	Clearing Member	116	145166	145166	0.10	0.10	5338	3.68
(d-ii)	NRI	110	81418	81418	0.05	0.05	0	0.00
(d-iii)	OCB	0	0	0	0.00	0.00	0	0.00
(d-iv)	NRI (Non Repatriable)	48	48346	48346	0.03	0.03	0	0.00
(d-v)	Hindu Undivided Family	0	0	0	0.00	0.00	0	0.00
(d-vi)	Trust	0	0	0	0.00	0.00	0	0.00
	<b>Sub-Total (B)(2)</b>	<b>8339</b>	<b>12614059</b>	<b>12613429</b>	<b>8.33</b>	<b>8.33</b>	<b>1549650</b>	<b>12.29</b>
<b>(B)</b>	<b>Total Public Shareholding (B)= (B)(1)+(B)(2)</b>	<b>8429</b>	<b>77593670</b>	<b>77593040</b>	<b>51.24</b>	<b>51.24</b>	<b>1549650</b>	<b>2.00</b>
	<b>TOTAL (A)+(B)</b>	<b>8445</b>	<b>151429550</b>	<b>151428920</b>	<b>100</b>	<b>100</b>	<b>1549650</b>	<b>1.02</b>




Category code (I)	Category of Shareholder (II)	Number of Shareholders (III)	Total number of shares (IV)	Number of shares held in dematerialized form (V)	Total shareholding as a percentage of total number of shares		Shares pledged or otherwise encumbered	
					As a percentage of (A+B) <sup>1</sup> (VI)	As a percentage of (A+B+C) (VII)	Number of shares (VIII)	As a percentage IX=(VIII/(IV))* 100
(C)	Shares held by Custodians and against which Depository Receipts have been issued							
(1)	Promoter and Promoter Group	0	0	0	0	0	0	0
(2)	Public	0	0	0	0	0	0	0
	<b>GRAND TOTAL (A)+(B)+(C)</b>	<b>8445</b>	<b>151429550</b>	<b>151428920</b>	<b>100.00</b>	<b>100.00</b>	<b>1549650</b>	<b>1.02</b>



(I) (b) Statement showing holding of securities (including shares, warrants, convertible securities) of persons belonging to the category "Promoter and Promoter Group"


Sr. No.	Name of the shareholder	Details of shares held		Encumbered shares (*)			Details of warrants		Details of convertible securities		Total shares (including underlying shares assuming full conversion of warrants and convertible securities) as a % of diluted share capital
		No. of shares held	As a % of grand total (A)+(B)+(C)	No.	As a percentage	As a % of grand total (A)+(B)+(C) of sub-clause (I) (a)	No. of warrants held	As a % total number of warrants of the same class	Number of convertible securities held	As a % total number of convertible securities of the same class	
(I)	(II)	(III)	(IV)	(V)	(VI)=(V)/(III)*100	(VII)	(VIII)	(IX)	(X)	(XI)	(XII)
1	Vishnubhai M. Patel	17829220	11.77	0	0	0	5600000	70.00	0	0	14.70
2	Shantaben V. Patel	14715375	9.72	0	0	0	0	0.00	0	0	9.23
3	Girish N. Patel	675500	0.45	0	0	0	0	0.00	0	0	0.42
4	Shashin V. Patel	5499720	3.63	0	0	0	0	0.00	0	0	3.45
5	Vikram R. Patel	3408750	2.25	0	0	0	1200000	15.00	0	0	2.89
6	Vasistha C. Patel	2002150	1.32	0	0	0	1200000	15.00	0	0	2.01
7	Tosha Arpit Patel	1040000	0.69	0	0	0	0	0.00	0	0	0.65
8	Vishnubhai M. Patel -HUF	4581700	3.03	0	0	0	0	0.00	0	0	2.87
9	Santokba Trust	3993840	2.64	0	0	0	0	0.00	0	0	2.51
10	Sadbhav Finstock Private Limited	16545275	10.93	0	0	0	0	0.00	0	0	10.38
11	Vipul H. Patel	166850	0.11	0	0	0	0	0.00	0	0	0.10
12	Patel Rekhaben Vishnubhai	675500	0.45	0	0	0	0	0.00	0	0	0.42
13	Patel Truptiben Vishnubhai	675500	0.45	0	0	0	0	0.00	0	0	0.42
14	Bhavna Vikramkumar Patel	675500	0.45	0	0	0	0	0.00	0	0	0.42
15	Alpa Dharmin Patel	675500	0.45	0	0	0	0	0.00	0	0	0.42
16	Patel Rajeshreeben Vishnubhai	675500	0.45	0	0	0	0	0.00	0	0	0.42
	<b>TOTAL</b>	<b>73835880</b>	<b>48.76</b>	<b>0</b>	<b>0</b>	<b>0</b>	<b>8000000</b>	<b>100.00</b>	<b>0</b>	<b>0</b>	<b>51.33</b>

(\*) The term "encumbrance" has the same meaning as assigned to it in regulation 28(3) of the SAST Regulations, 2011




(I) (c) (i) Statement showing holding of securities (including shares, warrants, convertible securities) of persons belonging to the category "Public" and holding more than 1% of the total number of shares.

Sr.No.	Name of the Shareholder	No. of shares held	Shares as a percentage of total number of shares (i.e., Grand Total (A)+(B)+(C) indicated in statement at para (I) (a) above;	Details of warrants		Details of convertible securities		Total shares (including underlying shares assuming full conversion of warrants and convertible securities) as a % of diluted shares capital
				No. of warrants held	As a % total number of warrants of the same class	Number of convertible securities held	% w.r.t. total number of convertible securities of the same class	
1	TATA Trustee Co Ltd A/C TATA Mutual Fund- TATA Infrastructure Fund	3824537	2.53	0	0	0	0	2.40
2	HDFC Trustee Company Limited HDFC Tax Saver Fund	6775340	4.47	0	0	0	0	4.25
3	Nomura India Investment Fund Mother Fund	3658332	2.42	0	0	0	0	2.29
4	Mogra Investments Pvt.Ltd.	1600000	1.06	0	0	0	0	1.00
5	EastSpring Investments India Infrastructure Equity Open Limited	3990401	2.64	0	0	0	0	2.50
6	Government Pension Fund Global	4493775	2.97	0	0	0	0	2.82
7	ICICI Prudential Discovery Fund	14188296	9.37	0	0	0	0	8.90
8	TVF Fund Ltd.	2653678	1.75	0	0	0	0	1.66
9	DSP Blackrock Equity Fund	6976972	4.61	0	0	0	0	4.38
10	Birla Sun Life Trustee Company Private Limited A/c Birla Sun Life Midcap Fund	3349751	2.21	0	0	0	0	2.10
11	Emerging India Focus Fund	2553994	1.69	0	0	0	0	1.60
12	ICICI Prudential Life Insurance Company Ltd.	5496519	3.63	0	0	0	0	3.45
13	Kuwait Investment Authority Fund	2452600	1.62	0	0	0	0	1.54
14	Citigroup Global Markets Mauritius Pvt. Ltd.	1804980	1.19	0	0	0	0	1.13
15	Franklin Templeton Mutual Fund A/c Franklin India Flexi Cap Fund	1750000	1.16	0	0	0	0	1.10
	<b>TOTAL</b>	<b>65569175</b>	<b>43.30</b>	<b>0</b>	<b>0</b>	<b>0</b>	<b>0</b>	<b>41.13</b>



(i) (c) (II) Statement showing holding of securities (including shares, warrants, convertible securities) of persons (together with PAC) belonging to the category "Public" and holding more than 5% of the total number of shares of the company.

Sr.No.	Name(s) of the shareholder(s) and the Persons Acting in Concert (PAC) with them	Number of shares	Shares as a percentage of total number of shares (i.e., Grand Total (A)+(B)+ (C) indicated in Statement at para (I) (a) above}	Details of warrants		Details of convertible securities		Total shares (including underlying shares assuming full conversions of warrants and convertible securities) as a % of diluted share capital
				Number of warrants	As a % total number of warrants of the same class	No. of convertible securities held	% w.r.t total number of convertible securities of the same class	
1	ICICI PRUDENTIAL DISCOVERY FUND	14188296	9.37	0	0	0	0	8.90
	<b>TOTAL</b>	14188296	9.37	0.00	0.00	0.00	0.00	8.90



(D)(d) Statement showing details of locked-in shares

Sr. No.	Name of the shareholder	Number of locked-in shares	Locked-in shares as a percentage of total number of shares i.e., Grand Total (A)+(B)+(C) Indicated in Statement at para (I)(a) above)	Promoter/Promoter Group/Public
1	Patel Vishnubhai Mafatalal	15422050	10.18	Promoters
2	Vasitha C. Patel	2002150	1.32	Promoters
3	Vikram Rasiklal Patel	3408750	2.25	Promoters
4	Vishnubhai Mafatalal Patel	2407170	1.59	Promoters
	<b>TOTAL</b>	<b>23240120</b>	<b>15.35</b>	

