

I (a) Statement Showing Shareholding Pattern

Name of the Company: Sadbhav Engineering Limited			
Scrip Code:- 532710 Name of the Scrip:- SADBHAV class of Security:- Equity			
Quarter ended on JUNE 30, 2015			
Partly paid-up shares:	No. of partly paid-up shares	As a % of total no. of partly paid-up shares	As a % of total no. of shares of the company
Held by promoter/promoter group	0	0	0
Held by public	0	0	0
Total----->	0	0	0
Outstanding convertible securities:-	No. of outstanding Securities	As a % of total no. of outstanding convertible securities	As a % of total no. of shares of the company, assuming full conversion of the convertible securities
Held by promoter/promoter group	0	0	0
Held by public	0	0	0
Total ----->	0	0	0
Warrants:-	No. of Warrants	As a % of total no. of warrants	As a % of total no. of shares of the company, assuming full conversion of warrants
Held by promoter/promoter group	0	0.00	0.00
Held by public	0	0.00	0.00
Total ----->	0	0	0.00
Total paid-up capital of the company, assuming full of conversion of warrants and convertible securities		171500800	



I(a) Category code (I)	Statement Showing Shareholding Pattern					Total shareholding as a percentage of total number of shares		Shares pledged or otherwise encumbered	
	Category of Shareholder (II)	Number of Shareholders (III)	Total number of shares (IV)	Number of shares held in dematerialized form (V)	As a percentage of (A+B) ¹ (VI)	As a percentage of (A+B+C) (VII)	Number of shares (VIII)	As a percentage IX=(VIII/(IV))* 100	
(A)	Shareholding of Promoter and Promoter Group ²								
1	Indian								
(a)	Individuals/ Hindu Undivided Family	14	60256765	60256765	35.13	35.13	8269581	13.72	
(b)	Central Government/ State Government(s)		0	0	0.00	0.00	0	0.00	
(c)	Bodies Corporate	1	16545275	16545275	9.65	9.65	16545275	100.00	
(d)	Financial Institutions/ Banks	0	0	0	0.00	0.00	0	0.00	
(e)	Any Others (Specify)- Trust	1	3993840	3993840	2.33	2.33	0	0.00	
	Sub Total(A)(1)	16	80795880	80795880	47.11	47.11	24814856	30.71	
2	Foreign								
a	Individuals (Non-Residents Individuals/ Foreign Individuals)	0	0	0	0.00	0.00	0	0.00	
b	Bodies Corporate	0	0	0	0.00	0.00	0	0.00	
c	Institutions	0	0	0	0.00	0.00	0	0.00	
d	Qualified Foreign Investor	0	0	0	0.00	0.00	0	0.00	
e	Any Others (Specify)	0	0	0	0.00	0.00	0	0.00	
	Sub Total(A)(2)	0	0	0	0.00	0.00	0	0.00	
	Total Shareholding of Promoter and Promoter Group (A)= (A)(1)+(A)(2)	16	80795880	80795880	47.11	47.11	24814856	30.71	



Category code (I)	Category of Shareholder (II)	Number of Shareholders (III)	Total number of shares (IV)	Number of shares held in dematerialized form (V)	Total shareholding as a percentage of total number of shares		Shares pledged or otherwise encumbered	
					As a percentage of (A+B) ¹ (VI)	As a percentage of (A+B+C) (VII)		
							Number of shares (VIII)	As a percentage IX=(VIII)/(IV)* 100
(B)	Public shareholding							
I	Institutions							
(a)	Mutual Funds/ UTI	83	42848790	42848790	24.98	24.98	0	0.00
(b)	Financial Institutions / Banks	5	68086	68086	0.04	0.04	2034	2.99
(c)	Central Government/ State Government(s)	0	0	0	0.00	0.00	0	0.00
(d)	Venture Capital Funds	0	0	0	0.00	0.00	0	0.00
(e)	Insurance Companies	0	0	0	0.00	0.00	0	0.00
(f)	Foreign Institutional Investors	84	27224251	27224251	15.87	15.87	0	0.00
(g)	Foreign Venture Capital Investors	0	0	0	0.00	0.00	0	0.00
(h)	Qualified Foreign Investor	0	0	0	0.00	0.00	0	0.00
(i)	Any Other (specify)	0	0	0	0.00	0.00	0	0.00
	Sub-Total (B)(1)	172	70141127	70141127	40.90	40.90	2034	0.00
B 2	Non-institutions							
(a)	Bodies Corporate	293	15740234	15740234	9.18	9.18	622586	3.96
(b)	Individuals							
	Individuals -i. Individual shareholders holding nominal share capital up to Rs 1 lakh	10622	4091559	4090929	2.39	2.39	62954	1.54
II	Individual shareholders holding nominal share capital in excess of Rs. 1 lakh.							
(c)	Qualified Foreign Investor	0	0	0	0.00	0.00	0	0.00
(d)	Any Other (specify)							
(d-i)	Clearing Member	147	59166	59166	0.03	0.03	4602	7.78
(d-ii)	NRI	214	134125	134125	0.08	0.08	75	0.00
(d-iii)	OCB	0	0	0	0.00	0.00	0	0.00
(d-iv)	NRI (Non Repatriable)	74	537209	537209	0.31	0.31	0	0.00
(d-v)	Hindu Undivided Family	0	0	0	0.00	0.00	0	0.00
(d-vi)	Trust	1	1500	1500	0.00	0.00	0	0.00
	Sub-Total (B)(2)	11351	20563793	20563163	11.99	11.99	690217	3.36
(B)	Public Shareholding (B)= (B)(1)+(B)(2)	11523	90704920	90704290	52.89	52.89	692251	0.76
	TOTAL (A)+(B)	11539	171500800	171500170	100	100	25507107	14.87

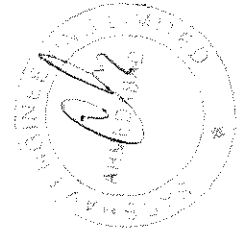
Category code (I)	Category of Shareholder (II)	Number of Shareholders (III)	Total number of shares (IV)	Number of shares held in dematerialized form (V)	Total shareholding as a percentage of total number of shares		Shares pledged or otherwise encumbered	As a percentage IX=(VIII/(IV)*100
					As a percentage of (A+B) ¹ (VI)	As a percentage of (A+B+C) (VII)		
(C)	Shares held by Custodians and against which Depository Receipts have been issued							
(1)	Promoter and Promoter Group	0	0	0	0	0	0	0
(2)	Public	0	0	0	0	0	0	0
	GRAND TOTAL (A)+(B)+(C)	11539	171500800	171500170	100.00	100.00	25507107	14.87



(I) (b) Statement showing holding of securities (including shares, warrants, convertible securities) of persons belonging to the category "Promoter and Promoter Group"

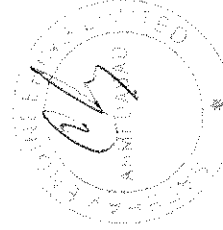
Sr. No.	Name of the shareholder (II)	Details of shares held		Encumbered shares (*)			Details of warrants		Details of convertible securities		Total shares (including underlying full conversion of warrants and convertible securities) as a % of diluted share capital (XII)
		No. of shares held (III)	As a % of grand total (A)+(B)+(C) (IV)	No. (V)	As a percentage (VI)=(V)/ (III)*100 (VII)	As a % of grand total (A)+(B)+(C) of sub-clause (I) (a) (VIII)	No. of warrants held (IX)	As a % total number of warrants of the same class (X)	Number of convertible securities held (XI)	As a % total number of convertible securities of the same class (XII)	
1	Vishnubhai M. Patel	23429220	13.66	6122581	26.13	3.57	0	0.00	0	0	13.66
2	Shantaben V. Patel	14715375	8.58	0	0.00	0.00	0	0.00	0	0	8.58
3	Girish N. Patel	675500	0.39	0	0.00	0.00	0	0.00	0	0	0.39
4	Shashin V. Patel	5499720	3.21	0	0.00	0.00	0	0.00	0	0	3.21
5	Vikram R. Patel	4608750	2.69	1075500	23.29	0.63	0	0.00	0	0	2.69
6	Vasistha C. Patel	3202150	1.87	1075500	33.52	0.63	0	0.00	0	0	1.87
7	Vishnubhai M. Patel -HUF	4581700	2.67	0	0.00	0.00	0	0.00	0	0	2.67
8	Santokba Trust	3993840	2.33	0	0.00	0.00	0	0.00	0	0	2.33
9	Sadbhav Finstock Private Limited	16545275	9.65	16545275	100.00	9.65	0	0.00	0	0	9.65
10	Vipul H. Patel	166850	0.10	0	0.00	0.00	0	0.00	0	0	0.10
11	Patel Rekhaben Vishnubhai	675500	0.39	0	0.00	0.00	0	0.00	0	0	0.39
12	Patel Truptiben Vishnubhai	675500	0.39	0	0.00	0.00	0	0.00	0	0	0.39
13	Bhavna Vikramkumar Patel	675500	0.39	0	0.00	0.00	0	0.00	0	0	0.39
14	Alpa Dharmin Patel	675500	0.39	0	0.00	0.00	0	0.00	0	0	0.39
15	Patel Rajeshreeben Vishnubhai	675500	0.39	0	0.00	0.00	0	0.00	0	0	0.39
	TOTAL	80795880	47.11	24814856	30.71	14.47	0	0.00	0	0	47.11

(*) The term "encumbrance" has the same meaning as assigned to it in regulation 28(3) of the SAST Regulations, 2011




(f) (c) (i) Statement showing holding of securities (including shares, warrants, convertible securities) of persons belonging to the category "Public" and holding more than 1% of the total number of shares.

Sr.No.	Name of the Shareholder	No. of shares held	Shares as a percentage of total number of shares {i.e., Grand Total (A)+(B)+(C) indicated in statement at para (f) (a) above}	Details of warrants		Details of convertible securities		Total shares (including underlying shares assuming full conversion of warrants and convertible securities) as a % of diluted shares capital
				No. of warrants held	As a % total number of warrants of the same class	Number of convertible securities held	% w.r.t. total number of convertible securities of the same class	
1	TATA Balanced Fund	7810925	4.55	0	0	0	0	4.55
2	HDFC Trustee Company Limited HDFC Tax Saver Fund	12060440	7.03	0	0	0	0	7.03
3	Nomura India Investments Fund Mother Fund	5279243	3.08	0	0	0	0	3.08
4	EastSpring Investments India Infrastructure Equity Open Limited	2389105	1.39	0	0	0	0	1.39
5	Government Pension Fund Global	3001565	1.75	0	0	0	0	1.75
6	ICICI Prudential Value Discovery Fund	12831411	7.48	0	0	0	0	7.48
7	DSP Blackrock Small and MID Cap Fund	5318530	3.10	0	0	0	0	3.10
8	ABU Dhabi Investment Authority- Behave	1902100	1.11	0	0	0	0	1.11
9	ICICI Prudential Life Insurance Company Ltd.	8569854	5.00	0	0	0	0	5.00
	TOTAL	59163173	34.50	0	0	0	0	34.50



(i) (c) (II) Statement showing holding of securities (including shares, warrants, convertible securities) of persons (together with PAC) belonging to the category "Public" and holding more than 5% of the total number of shares of the company.

Sr.No.	Name(s) of the shareholder(s) and the Persons Acting in Concert (PAC) with them	Number of shares	Shares as a percentage of total number of shares {i.e., Grand Total (A)+(B)+(C) indicated in Statement at para (I) (a) above}	Details of warrants		Details of convertible securities		Total shares (including underlying shares assuming full conversions of warrants and convertible securities) as a % of diluted share capital
				Number of warrants	As a % total number of warrants of the same class	No. of convertible securities held	% w.r.t total number of convertible securities of the same class	
1	ICICI PRUDENTIAL VALUE DISCOVERY FUND	12831411	7.48	0	0	0	0	7.48
2	HDFC TRUSTEE COMPANY LIMITED-HDFC TAX SAVER FUND	12060440	7.03	0	0	0	0	7.03
	TOTAL	24891851	14.51	0.00	0.00	0.00	0.00	14.51



(I)(d) Statement showing details of locked-in shares

Sr. No.	Name of the shareholder	Number of locked-in shares	Locked-in shares as a percentage of total number of shares {i.e., Grand Total (A)+(B)+(C) indicated in Statement at para (I)(a) above}	Promoter/Promoter Group/Public
1	Vishnubhai M. Patel	5600000	- 3.27	Promoters
2	Vikaram R. Patel	1200000	0.70	Promoter Group
3	Vasistha C. Patel	1200000	0.70	Promoter Group
	Total	8000000		



